



Donor 5398

Genetic Testing Summary

Fairfax Cryobank recommends reviewing this genetic testing summary with your healthcare provider to determine suitability.

Last Updated: 12/17/18

Donor Reported Ancestry: Irish, Welsh, Scottish, French Canadian, German

Jewish Ancestry: No

Genetic Test*	Result	Comments/Donor's Residual Risk**
Chromosome analysis (karyotype)	Normal male karyotype	No evidence of clinically significant chromosome abnormalities
Hemoglobin evaluation	Normal hemoglobin fractionation and MCV/MCH results	Reduced risk to be a carrier for sickle cell anemia, beta thalassemia, alpha thalassemia trait (aa/-- and a-/a-) and other hemoglobinopathies
Spinal Muscular Atrophy (SMA) carrier screening	Negative for deletions of exon 7 in the SMN1 gene	1/632
Expanded Genetic Disease Testing Panel attached- 289 diseases by gene sequencing	<p>Carrier: Cystic Fibrosis (CFTR)</p> <p>Carrier: Hereditary Fructose Intolerance (ALDOB)</p> <p>Carrier: Zellweger Spectrum Disorder PEX6-Related (PEX6)</p> <p>Negative for other genes sequenced</p>	Carrier testing recommended for those using this donor

*No single test can screen for all genetic disorders. A negative screening result significantly reduces, but cannot eliminate, the risk for these conditions in a pregnancy.

**Donor residual risk is the chance the donor is still a carrier after testing negative.

Ordering Practice:

Practice Code: [REDACTED]
 Fairfax Cryobank [REDACTED]
 [REDACTED]
 [REDACTED]
 Physician: [REDACTED]
 Report Generated: 2018-01-04
 Report Updated: 2018-01-04

Donor 5398

DOB: [REDACTED]
 Gender: Male
 Ethnicity: European
 Procedure ID: 95354
 Kit Barcode: [REDACTED]
 Specimen: Blood, #96595
 Specimen Collection: 2017-06-02
 Specimen Received: 2017-06-05
 Specimen Analyzed: 2018-01-04

Partner Not Tested
TEST INFORMATION


Test: CarrierMap^{SEQ} (Genotyping & Sequencing)
 Panel: CarrierMap Expanded v3 - Sequencing
 Diseases Tested: 289
 Genes Tested: 278
 Genes Sequenced: 273

SUMMARY OF RESULTS: MUTATION(S) IDENTIFIED

Disease	Donor 5398	Partner Not Tested
Cystic Fibrosis (CFTR) ○ High Impact ○ Treatment Benefits	Carrier (1 abnormal copy) Mutation: c.165-3C>T Method: Sequencing	[Reproductive Risk & Next Steps: Reproductive risk detected. Consider partner testing.]
Hereditary Fructose Intolerance (ALDOB) ○ Moderate Impact ○ Treatment Benefits	Carrier (1 abnormal copy) Mutation: c.524C>A (p.A175D) Method: Genotyping & Sequencing	[Reproductive Risk & Next Steps: Reproductive risk detected. Consider partner testing.]
Zellweger Spectrum Disorders: PEX6 Related (PEX6) ○ High Impact	Carrier (1 abnormal copy) Mutation: c.1802G>A (p.R601Q) Method: Sequencing	[Reproductive Risk & Next Steps: Reproductive risk detected. Consider partner testing.]

No other pathogenic mutations were identified in the genes tested, reducing but not eliminating the chance to be a carrier for the associated genetic diseases. CarrierMap assesses carrier status for genetic disease via molecular methods including targeted mutation analysis and/ or next-generation sequencing; other methodologies such as CBC and hemoglobin electrophoresis for hemoglobinopathies and enzyme analysis for Tay-Sachs disease may further refine risks for these conditions. Results should be interpreted in the context of clinical findings, family history, and/or other testing. A list of all the diseases and mutations screened for is included at the end of the report. This test does not screen for every possible genetic disease.

For additional disease information, please visit recombine.com/diseases. To speak with a Genetic Counselor, call 855.OUR.GENES.

Assay performed by 
Reprogenetics

CLIA ID: 31D1054821

3 Regent Street, Livingston, NJ 07039

Lab Technician: Bo Chu

Recombine CLIA # 31D2100763

Reviewed by Pere Colls, PhD, HCLD, Lab Director

ADDITIONAL RESULTS: NO INCREASED REPRODUCTIVE RISK

The following results are not associated with an increased reproductive risk.

Disease (Gene)	Donor 5398	Partner Not Tested
Spinal Muscular Atrophy: SMN1 Linked (SMN1)*	SMN1 Copy Number: 2 or more copies Method: dPCR & Genotyping	

* SMA Risk Information for Individuals with No Family History of SMA

	Detection Rate	Pre-Test Carrier Risk	Post-Test Carrier Risk (2 SMN1 copies)	Post-Test Carrier Risk (3 SMN1 copies)
European	95%	1/35	1/632	1/3,500
Ashkenazi Jewish	90%	1/41	1/350	1/4,000
Asian	93%	1/53	1/628	1/5,000
African American	71%	1/66	1/121	1/3,000
Hispanic	91%	1/117	1/1,061	1/11,000

For other unspecified ethnicities, post-test carrier risk is assumed to be <1%. For individuals with multiple ethnicities, it is recommended to use the most conservative risk estimate.

Cystic Fibrosis (CFTR)

Cystic fibrosis (CF) severely affects the respiratory and digestive systems. This disease is caused by mutations in the CFTR gene, which is responsible for controlling the water content of mucus. As a result, mucus glands produce mucus that is overly thick and sticky. In affected individuals, this abnormally thick mucus can obstruct the airways, leading to problems with breathing, as well as bacterial infections in the lungs that can cause permanent lung damage. Most affected individuals also have digestive problems because the thick, sticky mucus blocks the ducts of the pancreas and prevents it from excreting enzymes necessary for digestion. Other problems associated with CF include diarrhea, malnutrition, and poor growth. The majority of affected men experience fertility issues, as the vas deferens, the tubes that carry sperm, are absent.

High Impact

These diseases have a significant impact on life expectancy and quality of life.

Treatment Benefits

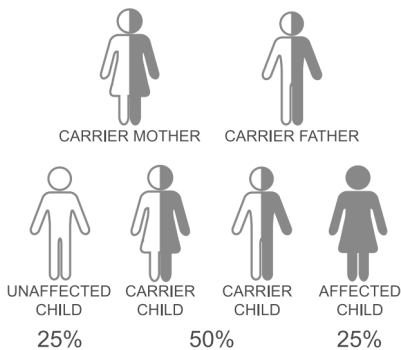
Treatment lessens disease symptoms. Newborn screening may be available for timely intervention.

Clinical Information

- ✓ Physical Impairment
- ✓ Cognitive Impairment
- ✓ Shortened Lifespan
- Effective Treatment

Inheritance:

Autosomal Recessive



Prognosis

Prognosis is fair. With current treatments, 80% of affected patients live to adulthood, and the overall median survival is 36.5 years. The median survival of males is longer than that of females.

Treatment

Treatment involves oral and inhaled antibiotics to prevent and control lung infections, inhaled bronchodilators to open the airway if breathing becomes compromised, mucolytic agents to break apart mucus, and chest physiotherapy to shake apart mucus buildup in the lungs. Pancreatic enzyme supplements may be required to help individuals with pancreatic insufficiency properly digest their food. A high-fat, high-calorie diet is recommended for individuals with cystic fibrosis to help maintain weight. Lung transplant is often an option for individuals with severe lung disease. Assisted reproductive technology allows most affected men to father children.

Risk Information

Ethnicity	Detection Rate	Pre-Test Risk	Post-Test Risk
African American	69.99%	1/62	1/207
Ashkenazi Jewish	96.81%	1/23	1/721
Asian	65.42%	1/94	1/272
European	94.96%	1/25	1/496
Hispanic American	77.32%	1/48	1/212
Native American	84.34%	1/53	1/338

For other unspecified ethnicities, post-test carrier risk is assumed to be <1%. For individuals with multiple ethnicities, it is recommended to use the most conservative risk estimate.

To learn more, visit recombine.com/diseases/cystic-fibrosis

Hereditary Fructose Intolerance (ALDOB)

Hereditary Fructose Intolerance (HFI) affects a person's ability to digest the sugar fructose, found mostly in fruits. In this disease, the ALDOB gene responsible for breaking down fructose is defective. As a result, fructose builds up to toxic levels in the body and damages the liver. Affected patients develop symptoms in infancy when they try fruits for the first time. Symptoms include bloating, abdominal pain, diarrhea, vomiting, and low blood sugar. Affected infants may not grow at the expected rate (failure to thrive). Repeated ingestion of fructose can lead to kidney and liver damage. The liver damage can result in a yellowing of the skin and whites of the eyes (jaundice) and chronic liver disease (cirrhosis). Continued exposure to fructose may result in seizures, coma, and ultimately death from liver and kidney failure.

Moderate Impact

These diseases typically do not affect life expectancy but can affect quality of life.

Treatment Benefits

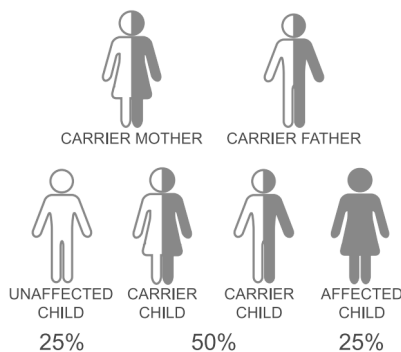
Treatment lessens disease symptoms. Newborn screening may be available for timely intervention.

Clinical Information

- ✓ Physical Impairment
- ✓ Cognitive Impairment
- ✓ Shortened Lifespan
- ✓ Effective Treatment

Inheritance:

Autosomal Recessive



To learn more, visit recombine.com/diseases/hereditary-fructose-intolerance

Prognosis

Prognosis is generally favorable. Disease symptoms usually disappear with a totally fructose-free diet. After the difficult initial period of weaning, affected infants usually develop a self-protective aversion to foods that cause distress. However, inadvertent fructose intake can cause recurrent illness. Therefore, early diagnosis and strict fructose restriction is vital. Prolonged fructose intake leads to poor feeding, growth failure, jaundice, hepatomegaly, hemorrhage, and progressive liver damage, which may be fatal in some cases.

Treatment

Treatment involves dietary restriction of fructose. Disease symptoms usually disappear with a totally fructose-free diet. If appropriately diagnosed and treated, the disease is benign.

Risk Information

Ethnicity	Detection Rate	Pre-Test Risk	Post-Test Risk
European	72.73%	1/81	1/297
Italian	90.91%	1/81	1/891
Slavic	>99%	1/81	1/8100

For other unspecified ethnicities, post-test carrier risk is assumed to be <1%. For individuals with multiple ethnicities, it is recommended to use the most conservative risk estimate.

Zellweger Spectrum Disorders: PEX6 Related (PEX6)

Zellweger Spectrum Disorders (ZSDs) are a group of rare, inherited diseases characterized by progressive neurological disease, hearing and vision loss, and liver and kidney disease. ZSDs are caused by having two defective copies of any of the 12 PEX genes that encode proteins called peroxins, which are important for building structures called peroxisomes. Peroxisomes are structures found in nearly every cell in our body and are important in the breakdown of unwanted substances. Abnormal peroxisome function reduces the body's ability to get rid of harmful toxins. This results in the degeneration of myelin, the protective white layer that covers nerves, and thus the destruction of white matter in the brain and spinal cord. In order of severity from greatest to least, the ZSDs include Zellweger syndrome, neonatal adrenoleukodystrophy (NALD), and infantile Refsum disease (IRD). Zellweger syndrome infants present with poor muscle tone, feeding difficulties, developmental delay, mental retardation, seizures, distinctive facial features, and hearing and vision loss. They may also develop life-threatening complications related to liver and kidney disease. Individuals with NALD and IRD have similar but more slowly progressive features, including weak muscle tone, developmental delay, intellectual disability, vision problems, hearing loss, and liver and kidney disease.

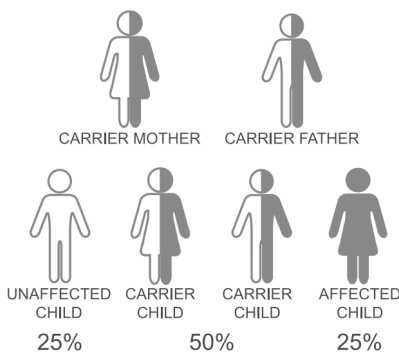
High Impact

These diseases have a significant impact on life expectancy and quality of life.

Clinical Information

- ✓ Physical Impairment
 - ✓ Cognitive Impairment
 - ✓ Shortened Lifespan
- Effective Treatment

Inheritance: Autosomal Recessive



Prognosis

Prognosis is generally unfavorable, though age of onset, severity and progression of symptoms, and life expectancy vary depending on the type of ZSD. Children with Zellweger syndrome are diagnosed in infancy and typically do not survive beyond a year of life. Children with NALD and IRD present in late infancy or early child and have a more variable and slowly progressive clinical course. Typically, individuals with NALD live into childhood and those with IRD may survive into adulthood with moderate to severe intellectual and physical impairments.

Treatment

There is no cure for the ZSDs. Treatment focuses on management of symptoms and includes the use of a feeding tube to ensure adequate caloric intake, hearing aids to help with hearing loss, glasses and cataract removal in infancy to help with vision, medication to prevent seizures, and vitamin supplementation and primary bile acid therapy to improve liver function.

Risk Information

Ethnicity	Detection Rate	Pre-Test Risk	Post-Test Risk
General	30.00%	1/288	1/411

For other unspecified ethnicities, post-test carrier risk is assumed to be <1%. For individuals with multiple ethnicities, it is recommended to use the most conservative risk estimate.

To learn more, visit recombine.com/diseases/zellweger-spectrum-disorders-pex6-related

Methods and Limitations

Genotyping: Genotyping is performed using the Illumina Infinium Custom HD Genotyping assay to identify mutations in the genes tested. The assay is not validated for homozygous mutations, and it is possible that individuals affected with disease may not be accurately genotyped.

Sequencing: Sequencing is performed using a custom next-generation sequencing (NGS) platform. Only the described exons for each gene listed are sequenced. Variants outside of these regions may not be identified. Some splicing mutations may not be identified. Triplet repeat expansions, intronic mutations, and large insertions and deletions may not be detected. All identified variants are curated, and determination of the likelihood of their pathogenicity is made based on examining allele frequency, segregation studies, predicted effect, functional studies, case/control studies, and other analyses. All variants identified via sequencing that are reported to cause disease in the primary scientific literature will be reported. Variants considered to be benign and variants of unknown significance (VUS) are NOT reported. In the sequencing process, interval drop-out may occur, leading to intervals of insufficient coverage. Intervals of insufficient coverage will be reported if they occur.

Spinal Muscular Atrophy: Carrier status for SMA is assessed via copy number analysis by dPCR and via genotyping. Some individuals with a normal number of SMN1 copies (2 copies) may carry both copies of the gene on the same allele/chromosome; this analysis is not able to detect these individuals. Thus, a normal SMN1 result significantly reduces but does not eliminate the risk of being a carrier. Additionally, SMA may be caused by non-deletion mutations in the SMN1 gene; CarrierMap tests for some, but not all, of these mutations. Some SMA cases arise as the result of de novo mutation events which will not be detected by carrier testing.

Limitations: In some cases, genetic variations other than that which is being assayed may interfere with mutation detection, resulting in false-negative or false-positive results. Additional sources of error include, but are not limited to: sample contamination, sample mix-up, bone marrow transplantation, blood transfusions, and technical errors. The test does not test for all forms of genetic disease, birth defects, and intellectual disability. All results should be interpreted in the context of family history; additional evaluation may be indicated based on a history of these conditions. Additional testing may be necessary to determine mutation phase in individuals identified to carry more than one mutation in the same gene. All mutations included within the genes assayed may not be detected, and additional testing may be appropriate for some individuals.

This test was developed and its performance determined by Recombine, Inc., and it has not been cleared or approved by the U.S. Food and Drug Administration (FDA). The FDA has determined that such clearance or approval is not necessary.

Diseases & Mutations Assayed

11-Beta-Hydroxylase-Deficient Congenital Adrenal Hyperplasia (CYP11B1): Mutations (1): ♂ Genotyping | c.1343G>A (p.R448H) Sequencing | NM_000497:1-9

17-Alpha-Hydroxylase Deficiency (CYP17A1): Mutations (20): ♂ Genotyping | c.157_159delTTC (p.S3delF), c.316T>C (p.S106P), c.715C>T (p.R239X), c.1024C>A (p.P342T), c.286C>T (p.R96W), c.1040G>A (p.R347H), c.1073G>A (p.R358Q), c.51G>A (p.W17X), c.340T>G (p.F114V), c.347A>T (p.D116V), c.1039C>T (p.R347C), c.1084C>T (p.R362C), c.1216T>C (p.W406R), c.985T>G (p.Y329D), c.601T>A (p.Y201N), c.81C>A (p.Y27X), c.287G>A (p.R96Q), c.1226C>G (p.P409R), c.1250T>G (p.F417C), c.278T>G (p.F93C) Sequencing | NM_000102:1-8

17-Beta-Hydroxysteroid Dehydrogenase Deficiency (HSD17B3): Mutations (8): ♂ Genotyping | c.695C>T (p.S232L), c.703A>G (p.M235V), c.239G>A (p.R80Q), c.608C>T (p.A203V), c.238C>T (p.R80W), c.166G>A (p.A56T), c.389A>G (p.N130S), c.803G>A (p.C268Y) Sequencing | NM_000197:1-11

21-Hydroxylase-Deficient Classical Congenital Adrenal Hyperplasia (CYP21A2): Mutations (1): ♂ Genotyping | c.293-13C>G

21-Hydroxylase-Deficient Nonclassical Congenital Adrenal Hyperplasia (CYP21A2): Mutations (1): ♂ Genotyping | c.1360C>T (p.P454S)

3-Beta-Hydroxysteroid Dehydrogenase Deficiency (HSD3B2): Mutations (6): ♂ Genotyping | c.512G>A (p.W171X), c.742_747delGTCCGCAinsAACTA (p.V248NfsR249X), c.745C>T (p.R249X), c.29C>A (p.A10E), c.424G>A (p.E142K), c.664C>A (p.P222T) Sequencing | NM_000198:2-4

3-Methylcrotonyl-CoA Carboxylase Deficiency: MCCA Related (MCCC1): Mutations (2): ♂ Genotyping | c.1155A>C (p.R385S), c.1310T>C (p.L437P) Sequencing | NM_020166:1-19

3-Methylcrotonyl-CoA Carboxylase Deficiency: MCCB Related (MCCC2): Mutations (8): ♂ Genotyping | c.295G>C (p.E99Q), c.499T>C (p.C167R), c.464G>A (p.R155Q), c.569A>G (p.H190R), c.803G>C (p.R268T), c.838G>T (p.D280Y), c.929C>G (p.P310R), c.1309A>G (p.L437V) Sequencing | NM_022132:1-17

3-Methylglutaconic Aciduria: Type 3 (OPA3): Mutations (3): ♂ Genotyping | c.415C>T (p.Q139X), c.320_337delAGCAGCGCCACAAGGAGG (p.Q108_E113del), c.143-1G>C Sequencing | NM_025136:1-2

3-Phosphoglycerate Dehydrogenase Deficiency (PHGDH): Mutations (7): ♂ Genotyping | c.1468G>A (p.V490M), c.403C>T (p.R135W), c.712delG (p.G238fsX), c.1273G>A (p.V425M), c.1117G>A (p.A373T), c.781G>A (p.V261M), c.1129G>A (p.G377S) Sequencing | NM_006623:1-12

5-Alpha Reductase Deficiency (SRD5A2): Mutations (10): ♂ Genotyping | c.736C>T (p.R246W), c.164T>A (p.L55G), c.344G>A (p.G115D), c.547G>A (p.G183S), c.679C>T (p.R227X), c.682G>A (p.A228T), c.586G>A (p.G196S), c.692A>G (p.H231R), c.635C>G (p.P212R), c.591G>T (p.E197D) Sequencing | NM_000348:1-5

6-Pyruvoyl-Tetrahydropterin Synthase Deficiency (PTS): Mutations (6): ♂ Genotyping | c.46C>T (p.R16C), c.74G>A (p.R25Q), c.155A>G (p.N52S), c.259C>T (p.P87S), c.286G>A (p.D96N), c.347A>G (p.D116G) Sequencing | NM_000317:1-6

ARSACS (SACS): Mutations (6): ♂ Genotyping | c.12973C>T (p.R4325X), c.7504C>T (p.R2502X), c.9742T>C (p.W3248R), c.8844delT (p.I2949fs), c.5836T>C (p.W1946R), c.3161T>C (p.F1054S) Sequencing | NM_014363:2-10

Abetalipoproteinemia (MTTP): Mutations (2): ♂ Genotyping | c.2593G>T (p.G865X), c.2211delT Sequencing | NM_000253:2-19

Acrodermatitis Enteropathica (SLC39A4): Mutations (7): ♂ Genotyping | c.1223-1227delCCGGG, c.968-971delAGTC, c.318C>A (p.N106K), c.599C>T (p.P200L), c.1120G>A (p.G374R), c.909G>C (p.Q303H), c.989G>A (p.G330D) Sequencing | NM_130849:1-12

Acute Infantile Liver Failure: TRMU Related (TRMU): Mutations (5): ♂ Genotyping | c.229T>C (p.Y77H), c.815G>A (p.G272D), c.2T>A (p.M1K), c.835G>A (p.V279M), c.1102-3C>G Sequencing | NM_018006:1-11

Acyl-CoA Oxidase I Deficiency (ACOX1): Mutations (5): ♂ Genotyping | c.372delCATGCCCGCTGGAAGT, c.832A>G (p.M278V), c.926A>G (p.Q309R), c.442C>T (p.R148X), c.532G>T (p.G178C) Sequencing | NM_004035:1-14

Adenosine Deaminase Deficiency (ADA): Mutations (22): ♂ Genotyping | c.986C>T (p.A329V), c.872C>T (p.S291L), c.646G>A (p.G216R), c.632G>A (p.R211H), c.631C>T (p.R211C), c.596A>C (p.Q199P), c.536C>A (p.A179D), c.529G>A (p.V177M), c.467G>A (p.R156H), c.466C>T (p.R156C), c.454C>A (p.L152M), c.445C>T (p.R149V), c.419G>A (p.G140E), c.385G>A (p.V129M), c.320T>C (p.L107P), c.302G>A (p.R101Q), c.302G>T (p.R101L), c.301C>T (p.R101W), c.248C>A (p.A83D), c.220G>T (p.G74C), c.58G>A (p.G20R), c.43C>G (p.H15D) Sequencing | NM_000022:1-12

Alkaptonuria (HGD): Mutations (14): ♂ Genotyping | c.1111_1112insC, c.16-1G>A (IVS1-1G>A), c.174delA, c.342+1G>A (IVS5+1G>A), c.1102A>G (p.M368V), c.140C>T (p.S47L), c.688C>T (p.P230S), c.481G>A (p.G161R), c.808G>A (p.G270R), c.899T>G (p.V300G), c.990G>T (p.R330S), c.457_458insG, c.360T>G (p.C120W), c.1112A>G (p.H371R) Sequencing | NM_000187:1-14

Alpha Thalassemia (HBA1, HBA2): Mutations (9): ♂ Genotyping | SEA deletion, c.207C>A

(p.N69K), c.223G>C (p.D75H), c.2T>C, c.207C>G (p.N69K), c.340_351delCTCCCCGCCGAG (p.L114_E117del), c.377T>C (p.L126P), c.427T>C (p.X143Qext32), c.*+94A>G

Alpha-1-Antitrypsin Deficiency (SERPINA1): Mutations (4): ♂ Genotyping | c.226_228delTTC (p.76delF), c.1131A>T (p.L377F), c.187C>T (p.R63C), c.1096G>A (p.E366K) Sequencing | NM_001127701:1-7

Alpha-Mannosidosis (MAN2B1): Mutations (3): ♂ Genotyping | c.2426T>C (p.L809P), c.2248C>T (p.R750W), c.1830+1G>C (p.V549_E610del) Sequencing | NM_000528:1-24

Alport Syndrome: COL4A3 Related (COL4A3): Mutations (3): ♂ Genotyping | c.4420_4423delCTTTT, c.4441C>T (p.R1481X), c.4571C>G (p.S1524X) Sequencing | NM_000091:2-52

Alport Syndrome: COL4A4 Related (COL4A4): Mutations (5): ♂ Genotyping | c.3713C>G (p.S1238X), c.4129C>T (p.R1377X), c.4715C>T (p.P1572L), c.4923C>A (p.C1641X), c.3601G>A (p.G1201S) Sequencing | NM_000092:2-48

Amegakaryocytic Thrombocytopenia (MPL): Mutations (23): ♂ Genotyping | c.79+2T>A (IVS1+2T>A), c.127C>T (p.R43X), c.305G>C (p.R102P), c.823C>A (p.P275T), c.304C>T (p.R102C), c.376delT (F126Lfs), c.268C>T (p.R90X), c.235_236delCT (p.L79fs), c.367C>T (p.R123X), c.460T>C (p.W154R), c.1305G>C (p.W435C), c.770G>T (p.R257L), c.407C>T (p.P136L), c.407C>A (p.P136H), c.1781T>G (p.L594W), c.311T>C (p.F104S), c.556C>T (p.Q186X), c.1473G>A (p.W491X), c.1499delT (p.L500fs), c.769C>T (p.R257C), c.1904C>T (p.P635L), c.213-1G>A (IVS2-1G>A), c.1566-1G>T (IVS10-1G>T) Sequencing | NM_005373:1-12

Andermann Syndrome (SLC12A6): Mutations (5): ♂ Genotyping | c.2436delG (p.T813fsX813), c.901delA, c.2023C>T (p.R675X), c.3031C>T (p.R1011X), c.619C>T (p.R207C) Sequencing | NM_133647:1-25

Antley-Bixler Syndrome (POR): Mutations (4): ♂ Genotyping | c.859G>C (p.A287P), c.1615G>A (p.G539R), c.1475T>A (p.V492E), c.1370G>A (p.R457H) Sequencing | NM_000941:2-16

Arginemia (ARG1): Mutations (13): ♂ Genotyping | c.365G>A (p.W122X), c.871C>T (p.R291X), c.869C>G (p.T290S), c.703G>C (p.G235R), c.32T>C (p.I11T), c.413G>T (p.G138V), c.57+1G>A, c.61C>T (p.R21X), c.263_266delAGAA (p.K88fs), c.77delA (p.E26fs), c.844delC (p.L282fs), c.466-2A>G, c.703G>A (p.G235R) Sequencing | NM_000045:1-8

Argininosuccinate Lyase Deficiency (ASL): Mutations (7): ♂ Genotyping | c.446+1G>A (IVS5+1G>A), c.857A>G (p.Q286R), c.1135C>T (p.R379C), c.1153C>T (p.R385C), c.283C>T (p.R95C), c.532G>A (p.V178M), c.1060C>T (p.Q354X) Sequencing | NM_000048:2-17

Aromatase Deficiency (CYP19A1): Mutations (10): ♂ Genotyping | c.1222delC, c.296+1G>A (IVS3+1G>A), c.468delC, c.629-3C>A (IVS4-3C>A), c.743+2T>C (IVS6+2T>C), c.1123C>T (p.R375C), c.1303C>T (p.R435C), c.1094G>A (p.R365Q), c.1310G>A (p.C437Y), c.628G>A (p.E210K) Sequencing | NM_000103:2-10

Arthrogryposis, Mental Retardation, & Seizures (SLC35A3): Mutations (2): ♂ Genotyping | c.1012A>G (p.S338G), c.514C>T (p.Q172X) Sequencing | NM_001271685:1-8

Asparagine Synthetase Deficiency (ASNS): Mutations (1): ♂ Genotyping | c.1084T>G (p.F362V) Sequencing | NM_001673:3-13

Aspartylglycosaminuria (AGA): Mutations (7): ♂ Genotyping | c.200_201delAG, c.488G>C (p.C163S), c.214T>C (p.S72P), c.916T>C (p.C306R), c.904G>A (p.G302R), c.302C>T (p.A101V), c.179G>A (p.G60D) Sequencing | NM_000027:1-9

Ataxia with Vitamin E Deficiency (TTPA): Mutations (14): ♂ Genotyping | c.744delA, c.575G>A (p.R192H), c.400C>T (p.R134X), c.303T>G (p.H101Q), c.358G>A (p.A120T), c.513_514insTT (p.T172fs), c.219_220insAT, c.175C>T (p.R59W), c.421G>A (p.E141K), c.661C>T (p.R221W), c.486delT (p.W163Gfs), c.736G>C (p.G246R), c.205-1G>C, c.306A>G (p.G102G) Sequencing | NM_000370:2-5

Ataxia-Telangiectasia (ATM): Mutations (20): ♂ Genotyping | c.103C>T (p.R35X), c.1564_1565delGA (p.E522fs), c.3245delATCinsTGAT (p.H1082fs), c.3576G>A (p.K1192K), c.3894insT, c.5712_5713insA (p.S1905fs), c.5762+1126A>G, c.5908C>T (p.Q1970X), c.5932G>T (p.E1978X), c.7268A>G (p.E2423G), c.7271T>G (p.V2424G), c.7327C>T (p.R2443X), c.7517_7520delGAGA (p.R2506fs), c.7630-2A>C, c.7638_7646delTAGAATTC (p.R2547_S2549delRIS), c.7876G>C (p.A2626P), c.7967T>C (p.L2656P), c.8030A>G (p.Y2677C), c.8480T>G (p.F2827C), c.7449G>A (p.V2483X) Sequencing | NM_000051:2-63

Autosomal Recessive Polycystic Kidney Disease (PKHD1): Mutations (40): ♂ Genotyping | c.5895insA (p.L1966fsX1969), c.9689delA (p.D3230fs), c.107C>T (p.T36M), c.1486C>T (p.R496X), c.10412T>G (p.V3471G), c.10658T>C (p.I3553T), c.10174C>T (p.Q3392X), c.9530T>C (p.T3177T), c.9053C>T (p.S3018F), c.8870T>C (p.I2957T), c.8011C>T (p.R2671X), c.6992T>A (p.I2331K), c.5221G>A (p.V1741M), c.4991C>T (p.S1664F), c.3761_3762delCCinsG (p.A1254fs), c.2414C>T (p.P805L), c.664A>G (p.I222V), c.10036T>C (p.C3346R), c.383delC, c.4220T>G (p.L1407R), c.11612G>A (p.W3871X), c.5984A>G (p.E1995G), c.10637delT (p.V3546fs), c.3747T>G (p.C1249W), c.5750A>G (p.Q1917R), c.10865G>A (p.C3622Y), c.50C>T (p.A17V), c.8063G>T (p.C2688F), c.10402A>G (p.I3468V), c.1529delG (p.G510fs), c.657C>T (p.G219C), c.5513A>G (p.Y1838C), c.10856delA (p.K3619fs), c.5381-9T>G (IVS33-9T>G), c.3229-2A>C (IVS28-2A>C), c.10505A>T (p.E3502V), c.2269A>C (p.I757L), c.4165C>A (p.P1389T), c.10364delC (p.S3455fs), c.7350+653A>G (IVS46+653A>G) Sequencing | NM_138694:2-67

Bardet-Biedl Syndrome: BBS1 Related (BBS1): Mutations (3): ♂ Genotyping | c.851delA, c.1645G>T (p.E549X), c.1169T>G (p.M390R) Sequencing | NM_024649:1-17

Bardet-Biedl Syndrome: BBS10 Related (BBS10): Mutations (3): ♂ Genotyping |

c.271_273ins1bp (p.C91fsX95), c.101G>C (p.R34P), c.931T>G (p.S311A) Sequencing | NM_024685:1-2

Bardet-Biedl Syndrome: BBS11 Related (TRIM32): Mutations (1): ♂ Genotyping | c.388C>T (p.P130S) Sequencing | NM_001099679:2

Bardet-Biedl Syndrome: BBS12 Related (BBS12): Mutations (5): ♂ Genotyping | c.335_337delTAG, c.865G>C (p.A289P), c.1063C>T (p.R355X), c.1114_1115delIT (p.F372X), c.1483_1484delGA (p.E495fsX498) Sequencing | NM_152618:1-2

Bardet-Biedl Syndrome: BBS2 Related (BBS2): Mutations (8): ♂ Genotyping | c.940delA, c.72C>G (p.424X), c.224T>G (p.V75G), c.311A>C (p.D104A), c.1895G>C (p.R632P), c.823C>T (p.R275X), c.814C>T (p.R272X), c.1206_1207insA (p.R403fs) Sequencing | NM_031885:1-17

Bare Lymphocyte Syndrome: Type II (CIITA): Mutations (3): ♂ Genotyping | c.1141G>T (p.E381X), c.3317+1G>A (IVS18+1G>A), c.2888+1G>A (IVS13+1G>A) Sequencing | NM_000246:1-19

Bartruff Syndrome: Type 4A (BSND): Mutations (6): ♂ Genotyping | c.1A>T, c.22C>T (p.R8W), c.139G>A (p.G47R), c.23G>T (p.R8L), c.28G>A (p.G10S), c.3G>A (p.M11) Sequencing | NM_057176:1-4

Beta Thalassemia (HBB): Mutations (81): ♂ Genotyping | c.124_127delTTCT (p.F42Lfs), c.17_18delCT, c.20delA (p.E7Gfs), c.217insA (p.S73Kfs), c.223+702_444+342del620insAAGTAGA, c.230delC, c.25_26delAA, c.315+1G>A, c.315+2T>C, c.316-197C>T, c.316-146T>G, c.315+745C>G, c.316-1G>A, c.316-1G>C, c.316-2A>G, c.316-3C>A, c.316-3C>G, c.4delG (p.V2Cfs), c.51delC (p.K18Rfs), c.93-21G>A, c.92+1G>A, c.92+5G>A, c.92+5G>C, c.92+5G>T, c.92+6T>C, c.93-1G>A, c.93-1G>T, c.50A>C, c.78a>g, c.79A>G, c.81A>G, c.52A>T (p.K18X), c.137c>g, c.138c>t, c.151C>T, c.118C>T (p.Q40X), c.169G>C (p.G57R), c.295G>A (p.V99M), c.415G>C (p.A139P), c.47G>A (p.W16X), c.48G>A (p.W16X), c.80T>a, c.2T>C, c.75T>A (p.G25G), c.444+111A>G, c.29G>A, c.68_74delAAGTTGG, c.92G>C (p.R31T), c.92+1G>T, c.93-15T>G, c.93-1G>C, c.112delT, c.113G>A (p.W38X), c.114G>A (p.W38X), c.126delC (p.K18X), c.444+113A>G, c.250delG, c.225delC, c.383_385delAGG (p.Q128_A129delQAinsP), c.321_322insG (p.N109fs), c.316-1G>T, c.316-2A>C, c.287_288insA (p.L97fs), c.271G>T (p.E91X), c.203_204delITG (p.V68Afs), c.154delC (p.P52fs), c.135delC (p.F46fs), c.92+2T>A, c.92+2T>C, c.90C>T (p.G30G), c.84_85insC (p.L29fs), c.59A>G (p.N20S), c.46delT (p.W16Gfs), c.45_46insG (p.L16fs), c.36delT (p.T13fs), c.2T>G (p.M1R), c.1A>G (p.M1V), c.137c>t, c.136C>G, c.142C>T, c.140c>t Sequencing | NM_000518:1-3

Beta-Hexosaminidase Pseudodeficiency (HEXA): Mutations (2): ♂ Genotyping | c.739C>T (p.R247W), c.745C>T (p.R249W) Sequencing | NM_000520:1-14

Beta-Ketothiolase Deficiency (ACAT1): Mutations (19): ♂ Genotyping | c.1006-1G>C, c.1006-2A>C, c.1083insA, c.826+1G>T, c.278A>G (p.N93S), c.433C>G (p.Q145E), c.814C>T (p.Q272X), c.1136G>T (p.G379V), c.1138G>A (p.A380T), c.547G>A (p.G183R), c.997G>C (p.A333P), c.2T>A (p.M1K), c.935T>C (p.I312T), c.99T>A (p.Y33X), c.149delC (p.T50Nfs), c.253_255delGAA (p.85delE), c.455G>C (p.G152A), c.380C>T (p.A127V), c.371A>G (p.K124R) Sequencing | NM_000019:1-12

Biotinidase Deficiency (BTD): Mutations (21): ♂ Genotyping | c.98_104delGCGGCTGinsTCC (p.C33FfsX68), c.1368A>C (p.Q456H), c.755A>G (p.D252G), c.1612C>T (p.R538C), c.235C>T (p.R79C), c.100G>A (p.G34S), c.1330G>C (p.D444H), c.511G>A (p.A171T), c.1207T>G (p.C403V), c.470G>A (p.R157H), c.1595C>T (p.T532M), c.1489C>T (p.P497S), c.341G>T (p.G114V), c.1052delC (p.T351fs), c.393delC (p.F131Lfs), c.1049delC (p.A350fs), c.1239delC (p.Y414fs), c.1240_1251delATCTCCACGTC (p.Y414_V417del), c.278A>G (p.Y93C), c.595G>A (p.V199M), c.933delT (p.S311Rfs) Sequencing | NM_000060:1-4

Bloom Syndrome (BLM): Mutations (25): ♂ Genotyping | c.2207_2212delATCTGinsTAGATT (p.Y736Lfs), c.2407insT, c.557_559delCAA (p.S186X), c.1284G>A (p.W428X), c.1701G>A (p.W567X), c.1933C>T (p.Q645X), c.2528C>T (p.T8431), c.2695C>T (p.R899X), c.3107G>T (p.C1036G), c.42923delC (p.Q975K), c.3558+1G>T, c.3875-2A>G, c.2074+2T>A, c.2343_2344dupGA (p.781EfsX), c.318_319insT (p.L107fs), c.380delC (p.127Tfs), c.3564delC (p.1188Dfs), c.4008delG (p.1336Rfs), c.947C>G (p.S316X), c.2193+1_2193+9del9, c.1642C>T (p.Q548X), c.3143delA (p.1048NfsX), c.356_357delTA (p.C120Hfs), c.4076+1delG, c.3281C>A (p.S1094X) Sequencing | NM_000057:2-22

Canavan Disease (ASPA): Mutations (8): ♂ Genotyping | c.433-2A>G, c.854A>C (p.E285A), c.693C>A (p.Y231X), c.914C>A (p.A305E), c.71A>G (p.E24G), c.654C>A (p.C218X), c.2T>C (p.M1T), c.79G>A (p.G27R) Sequencing | NM_000049:1-6

Carnitine Palmitoyltransferase IA Deficiency (CPT1A): Mutations (10): ♂ Genotyping | c.1079A>G (p.6360G), c.1361A>G (p.D454G), c.1241C>T (p.A414V), c.1436C>T (p.P479L), c.2126G>A (p.G709E), c.2129G>A (p.G710E), c.1493A>G (p.Y498C), c.1339C>T (p.R447X), c.2156G>A (p.G719D), c.96T>G (p.Y32X) Sequencing | NM_001876:2-19

Carnitine Palmitoyltransferase II Deficiency (CPT2): Mutations (20): ♂ Genotyping | c.109_110insGC, c.1238_1239delAG, c.1737delC, c.1923_1935delGAAGGCCTTAGAA, c.534_538delGAACCTGCAAAAGTGACACTATcinsT, c.1649A>G (p.Q550R), c.1883A>C (p.Y628S), c.359A>G (p.Y120C), c.983A>G (p.D328G), c.149C>A (p.P50H), c.1810C>T (p.P604S), c.1891C>T (p.R631C), c.338C>T (p.S113), c.370C>T (p.R124X), c.680C>T (p.P227L), c.1646G>A (p.G549D), c.452G>A (p.R151Q), c.520G>A (p.E174K), c.1148T>A (p.F383Y), c.1342T>C (p.F448L) Sequencing | NM_000098:1-5

Carnitine-Acylcarnitine Translocase Deficiency (SLC25A20): Mutations (7): ♂ Genotyping | c.199-10T>G (IVS2-10T>G), c.897_898insC (p.N300fs), c.496C>T (p.R166X), c.84delT (p.H29Tfs), c.713A>G (p.Q238R), c.576G>A (p.W192X), c.106-2A>T Sequencing |

NM_000387:1-9

Carpenter Syndrome (RAB23): Mutations (2): ♂ Genotyping | c.434T>A (p.L145X), c.408_409insT (p.136fsX) Sequencing | NM_016277:2-7

Cartilage-Hair Hypoplasia (RMRP): Mutations (2): ♂ Genotyping | n.71A>G, c.263G>T Sequencing | NR_003051:1

Cerebrotendinous Xanthomatosis (CYP27A1): Mutations (14): ♂ Genotyping | c.1263+1G>A, c.844+1G>A, c.1016C>T (p.T339M), c.1183C>T (p.R395C), c.1420C>T (p.R474W), c.1435C>T (p.R479C), c.379C>T (p.R127W), c.819delT (p.D273fs), c.1214G>A (p.R405Q), c.1421G>A (p.R474Q), c.434G>A (p.G145E), c.583G>T (p.E195X), c.646G>C (p.A216P), c.1183C>A (p.R395S) Sequencing | NM_000784:1-9

Chediak-Higashi Syndrome (LYST): Mutations (4): ♂ Genotyping | c.3085C>T (p.Q1029X), c.959delA (p.Y3197fs), c.1902_1903insA (p.A635Sfs), c.118_119insG (p.A40fs) Sequencing | NM_000081:3-53

Cholesteryl Ester Storage Disease (LIPA): Mutations (4): ♂ Genotyping | c.1024G>A (p.G342R), c.894G>A (p.Q298X), c.883C>T (p.H295Y), c.652C>T (p.R218X) Sequencing | NM_001127605:2-10

Choreoacanthocytosis (VPS13A): Mutations (1): ♂ Genotyping | c.6058delC (p.P2020fs) Sequencing | NM_033305:1-72

Chronic Granulomatous Disease: CYBA Related (CYBA): Mutations (12): ♂ Genotyping | c.354C>A (p.S118R), c.467C>A (p.P156Q), c.281A>G (p.H94R), c.7C>T (p.Q3X), c.70G>A (p.G24R), c.244delC (p.P82fs), c.171_172insG (p.K58fs), c.373G>A (p.A125T), c.174delG (p.K58fs), c.385_388delGAGC (p.E129SfsX61), c.369+1G>A (IVS5+1G>A), c.71G>A (p.G24E) Sequencing | NM_000101:1-5

Citrin Deficiency (SLC25A13): Mutations (8): ♂ Genotyping | c.1180G>A (p.G394S), c.674C>A (p.S225X), c.1766G>A (p.R589Q), c.851_854delGTAT (p.R284fs), c.1802_1803insA (p.Y601fs), c.1180+1G>A, c.1663_1664insGAGATTACAGGTGGCTGCCGGG (p.A555fs), c.1314+1G>A Sequencing | NM_001160210:1-18

Citrullinemia: Type I (ASS1): Mutations (11): ♂ Genotyping | c.1194-1G>C, c.970+5G>A, c.928A>C (p.K310Q), c.835C>T (p.R279X), c.1085G>T (p.G362V), c.470G>A (p.R157H), c.539G>A (p.S180N), c.970G>A (p.G324S), c.535T>C (p.W179R), c.1168G>A (p.G390R), c.421-2A>G (IVS6-2A>G) Sequencing | NM_000050:3-16

Classical Galactosemia (GALT): Mutations (18): ♂ Genotyping | c.253-2A>G, c.563A>G (p.Q188R), c.626A>G (p.Y209C), c.404C>T (p.S135L), c.413C>T (p.T138M), c.505C>A (p.Q169K), c.997C>G (p.R333G), c.607G>A (p.E203K), c.855G>T (p.K285N), c.1138T>C (p.X380R), c.221T>C (p.L74P), c.425T>A (p.M142K), c.512T>C (p.F171S), c.584T>C (p.L195P), c.134_138delCAGCT, c.1039_753del3162, c.820+51_789del2294ins12, c.404C>G (p.S135W) Sequencing | NM_000155:1-11

Cockayne Syndrome: Type A (ERCC8): Mutations (3): ♂ Genotyping | c.966C>A (p.Y322X), c.37G>T (p.E13X), c.479C>T (p.A160V) Sequencing | NM_000082:1-12

Cockayne Syndrome: Type B (ERCC6): Mutations (7): ♂ Genotyping | c.1550G>A (p.W517X), c.2203C>T (p.R735X), c.1518delG (p.K506Nfs), c.1357C>T (p.R453X), c.972_973insA (p.E325Rfs), c.1974_1975insTGTG (p.T659fs), c.1034_1035insT (p.K345fs) Sequencing | NM_000124:2-21

Cohen Syndrome (VPS13B): Mutations (9): ♂ Genotyping | c.6578T>G (p.L2193R), c.7051C>T (p.R2351X), c.4471G>T (p.E1491X), c.2911C>T (p.R971X), c.7934G>A (p.G2645D), c.10888C>T (p.Q3630X), c.8459T>C (p.I2820T), c.9259_9260insT (p.L3087fs), c.3348_3349delCT (p.C1117fx) Sequencing | NM_017890:2-51,53-62

Combined Pituitary Hormone Deficiency: PROPI Related (PROPI): Mutations (11): ♂ Genotyping | c.218G>A (p.R73H), c.150delA (p.G50fsX), c.358C>T (p.R120C), c.112_124delTCGAGTGCTCCAC (p.S38fsX), c.2T>C, c.157delA (p.R53fsX), c.212G>A (p.R71H), c.217C>T (p.R73C), c.582G>A (p.W194X), c.109+1G>T, c.301delAG (p.S101fsX) Sequencing | NM_006261:1-3

Congenital Disorder of Glycosylation: Type 1A: PMM2 Related (PMM2): Mutations (5): ♂ Genotyping | c.357C>A (p.F119L), c.422G>A (p.R141H), c.338C>T (p.P113L), c.691G>A (p.V231M), c.470T>C (p.F157S) Sequencing | NM_000303:1-8

Congenital Disorder of Glycosylation: Type 1B: MPI Related (MPI): Mutations (1): ♂ Genotyping | c.884G>A (p.R295H) Sequencing | NM_002435:1-8

Congenital Disorder of Glycosylation: Type 1C: ALG6 Related (ALG6): Mutations (4): ♂ Genotyping | c.257+5G>A, c.895_897delATA, c.998C>T (p.A333V), c.1432T>C (p.S478P) Sequencing | NM_013339:2-15

Congenital Ichthyosis: ABCA12 Related (ABCA12): Mutations (8): ♂ Genotyping | c.4139A>G (p.N1380S), c.4951G>A (p.G1651S), c.4142G>A (p.G1381E), c.4541G>A (p.R1514H), c.4615G>A (p.E1539K), c.7323delC (p.V2442Sfs), c.6610C>T (p.R2204X), c.3535G>A (p.G1179R) Sequencing | NM_173076:1-53

Congenital Insensitivity to Pain with Anhidrosis (NTRK1): Mutations (12): ♂ Genotyping | c.1729G>C (p.G577R), c.2339G>C (p.R780P), c.25C>T (p.Q9X), c.1076A>G (p.Y359C), c.1759A>G (p.M587V), c.207_208delITG (p.E70Afs), c.1550G>A (p.G517E), c.717+4A>T, c.429-1G>C, c.1660delC (p.R554fs), c.2046+3A>C, c.2084C>T (p.P695L) Sequencing | NM_002529:2-17

Congenital Lipoid Adrenal Hyperplasia (STAR): Mutations (12): ♂ Genotyping | c.178+1_178+2insT (IVS2+3insT), c.201_202delCT, c.466-11T>A (IVS4-11T>A), c.64+1G>T (IVS1+1G>T), c.562C>T (p.R188C), c.772C>T (p.Q258X), c.545G>A (p.R182H), c.545G>T

(p.R182L), c.559G>A (p.V187M), c.650G>C (p.R217T), c.749G>A (p.W250X), c.64+1G>A Sequencing | NM_000349:1-7

Congenital Myasthenic Syndrome: CHRNE Related (CHRNE): Mutations (12): ♂ Genotyping | c.1327delG (p.E443fs), c.865C>T (p.L289F), c.911delT (p.L304fs), c.344+1G>A, c.850A>C (p.T284P), c.422C>T (p.P141L), c.250C>G (p.R84G), c.500G>T (p.R167L), c.991C>T (p.R331W), c.37G>A (p.G13R), c.613_619delTTGGGCCA (p.W205fs), c.1353_1354insG (p.N452Efs) Sequencing | NM_000080:1-12

Congenital Myasthenic Syndrome: DOK7 Related (DOK7): Mutations (6): ♂ Genotyping | c.601C>T (p.R201X), c.539G>C (p.G180K), c.548_551delTTCT (p.F183fs), c.1263_1264insC (p.S422fs), c.101-1G>T, c.331+1G>T Sequencing | NM_173660:3-7

Congenital Myasthenic Syndrome: RAPSN Related (RAPSN): Mutations (11): ♂ Genotyping | c.264C>A (p.N88K), c.41T>C (p.L14P), c.807C>A (p.Y269X), c.548_549insGTTC (p.L183fs), c.46_47insC (p.L16fs), c.133G>A (p.V45M), c.848T>C (p.L283P), c.484G>A (p.E162K), c.490C>T (p.R164C), c.-210A>G, c.193-15C>A (IVS1-15C>A) Sequencing | NM_005055:1-8

Congenital Neutropenia: Recessive (HAX1): Mutations (6): ♂ Genotyping | c.121_125insG, c.130_131insA, c.431insG, c.91delG, c.256C>T (p.R86X), c.568C>T (p.Q190X) Sequencing | NM_006118:1-7

Corneal Dystrophy and Perceptive Deafness (SLC4A11): Mutations (8): ♂ Genotyping | c.1459_1462delTACGinsA (p.487_488delYAlnT), c.2313_2314insATGACAC, c.554_561delGCTTCGCC (p.R185fs), c.2566A>G (p.M856V), c.1463G>A (p.R488K), c.2528T>C (p.L843P), c.637T>C (p.S213P), c.2321+1G>A Sequencing | NM_001174090:1-20

Corticosterone Methyloxidase Deficiency (CYP11B2): Mutations (3): ♂ Genotyping | c.1492A>G (p.T498A), c.541C>T (p.R181W), c.1382T>C (p.L461P) Sequencing | NM_000498:1-9

Grigler-Najjar Syndrome (UGT1A1): Mutations (11): ♂ Genotyping | c.508_513delTTC (p.170delF), c.1070A>G (p.Q357R), c.1021C>T (p.R341X), c.1124C>T (p.S375F), c.840C>A (p.C280X), c.991C>T (p.Q331X), c.923G>A (p.G308E), c.1198A>G (p.N400D), c.992A>G (p.Q331R), c.44T>G (p.L15R), c.524T>A (p.L175Q) Sequencing | NM_000463:1-5

Cystic Fibrosis (CFTR): Mutations (149): ♂ Genotyping | c.1029delC, c.1153_1154insAT, c.1477delCA, c.1519_1521delATC (p.507delI), c.1521_1523delCTT (p.508delF), c.1545_1546delTTA (p.Y515Kfs), c.1585-1G>A, c.164+12T>C, c.1680-886A>G, c.1680-1G>A, c.1766+1G>A, c.1766+1G>T, c.1766+5G>T, c.1818del84, c.1911delG, c.1923delCTCAAAATinsA, c.1973delGAAATTCATCTinsAGAAA, c.2052delA (p.K684fs), c.2052insA (p.Q685fs), c.2051_2052delAAinsG (p.K684SfsX38), c.2174insA, c.261delTT, c.2657+5G>A, c.273+1G>A, c.273+3A>C, c.274-1G>A, c.2988+1G>A, c.3039delC, c.3140-26A>G, c.325delTATinsG, c.3527delC, c.3535delACCA, c.3691delT, c.3717+12191C>T, c.3744delA, c.3773_3774insT (p.L1258fs), c.442delA, c.489+1G>T, c.531delT, c.579+1G>T, c.579+5G>A (IVS4+5G>A), c.803delA (p.N268fs), c.805_806delAT (p.I269fs), c.933_935delCTT (p.311delF), c.946delT, c.1645A>C (p.S549R), c.2128A>T (p.K710X), c.1000C>T (p.R334W), c.1013C>T (p.T338I), c.1364C>A (p.A455E), c.1477C>T (p.Q493X), c.1572C>A (p.C524X), c.1654C>T (p.Q552X), c.1657C>T (p.R553X), c.1721C>A (p.P574H), c.2125C>T (p.R709X), c.223C>T (p.R75X), c.2668C>T (p.Q890X), c.3196C>T (p.R1066C), c.3276C>T (p.Y1092X), c.3472C>T (p.R1158X), c.3484C>T (p.R1162X), c.349C>T (p.R117C), c.3587C>G (p.S1196X), c.3712C>T (p.Q1238X), c.3764C>A (p.S1255X), c.3909C>G (p.N1303K), c.1040G>A (p.R347H), c.1040G>C (p.R347P), c.1438G>T (p.G480C), c.1558G>T (p.V520F), c.1624G>T (p.G542X), c.1646G>A (p.S549N), c.1646G>T (p.S549I), c.1652G>A (p.G551D), c.1675G>A (p.A559T), c.1679G>C (p.R560T), c.178G>T (p.E60X), c.254G>A (p.G85E), c.271G>A (p.G91R), c.274G>T (p.E92X), c.3209G>A (p.R1070Q), c.3266G>A (p.W1089X), c.3454G>C (p.D1152H), c.350G>A (p.R117H), c.3611G>A (p.W1204X), c.3752G>A (p.S1251N), c.3846G>A (p.W1282X), c.3848G>T (p.R1283M), c.532G>A (p.G178R), c.988G>T (p.G330X), c.1090T>C (p.S364P), c.3302T>A (p.M1101K), c.617T>G (p.L206W), c.14C>T (p.P5L), c.19G>T (p.E7X), c.171G>A (p.W57X), c.313delA (p.I105fs), c.328G>C (p.D110H), c.580-1G>T, c.1055G>A (p.R352Q), c.1075C>A (p.Q359K), c.1079C>A (p.T360K), c.1647T>G (p.S549R), c.1976delA (p.N659fs), c.2290C>T (p.R764X), c.2737_2738insG (p.Y913X), c.3067_3072delATAGTG (p.I1023_V1024delT), c.3536_3539delCCAA (p.T1179fs), c.3659delC (p.T1220fs), c.54-5940_273+10250del21080bp (p.S18fs), c.4364C>G (p.S1455X), c.4003C>T (p.L1335F), c.2538G>A (p.W846X), c.200C>T (p.P67L), c.4426C>T (p.Q1476X), c.1116+1G>A, c.1986_1989delAACT (p.T663R), c.2089_2090insA (p.R697Kfs), c.2215delG (p.V739Y), c.263T>G (p.L196X), c.3022delG (p.V1008S), c.3908dupA (p.N1303Kfs), c.658C>T (p.Q220X), c.868C>T (p.Q290X), c.1526delG (p.G509fs), c.2908+1085-3367+260del7201, c.11C>A (p.S4X), c.3878_3881delATT (p.V1293fs), c.3700A>G (p.I1234V), c.416A>T (p.H139L), c.366T>A (p.Y122X), c.3767_3768insC (p.A1256fs), c.613C>T (p.P205S), c.293A>G (p.Q98R), c.3731G>A (p.G1244E), c.535C>A (p.Q179K), c.3368-2A>G, c.455T>G (p.M152R), c.1610_1611delAC (p.D537fs), c.3254A>G (p.H1085R), c.496A>G (p.K166E), c.1408_1417delGTGATTATGG (p.V470fs), c.1585-8G>A, c.2909G>A (p.G970D), c.653T>A (p.L218X), c.1175T>G (p.V392G), c.3139_3139+1delGG, c.3717+4A>G (IVS22+4A>G) Sequencing | NM_000492:1-27

Cystinosis (CTNS): Mutations (14): ♂ Genotyping | c.18_21delGACT, c.198_218delTATTACTATCTTGAGCTCCC, c.283G>T (p.G95X), c.414G>A (p.W138X), c.506G>A (p.G169D), c.613G>A (p.D205N), c.473T>C (p.L158P), c.329G>T (p.G110V), c.416C>T (p.S139F), c.589G>A (p.G197R), c.969C>G (p.N323K), c.1015G>A (p.G339R), c.-39155_848del57119, c.199_219delATTACTATCTTGAGCTCCCC (p.I67_P73del) Sequencing | NM_001031681:1,3-13

Cystinuria: Non-Type I (SLC7A9): Mutations (15): ♂ Genotyping | c.508G>A (p.V170M), c.313G>A (p.G105R), c.583G>A (p.G195R), c.775G>A (p.G259R), c.997C>T (p.R333W), c.131T>C (p.I44T), c.782C>T (p.P261L), c.695A>G (p.Y232C), c.544G>A (p.A182T), c.368C>T (p.T123M), c.614_615insA (p.K205fs), c.604+2T>C, c.605-3C>A (IVS5-3C>A), c.1445C>T (p.P482L), c.368_369delCG (p.T123fs) Sequencing | NM_001243036:2-13

Cystinuria: Type I (SLC3A1): Mutations (10): ♂ Genotyping | c.1400T>C (p.M467T), c.2033T>C (p.L678P), c.542G>A (p.R181Q), c.1955C>G (p.T652R), c.1843C>A (p.P615T), c.1085G>A (p.R362H), c.1597T>A (p.Y533N), c.647C>T (p.T216M), c.808C>T (p.R270X), c.452A>G (p.Y151C) Sequencing | NM_000341:1-10

D-Bifunctional Protein Deficiency (HSD17B4): Mutations (6): ♂ Genotyping | c.46G>A (p.G16S), c.63G>T (p.L21F), c.422_423delAG, c.652G>T (p.V218L), c.1369A>T (p.N457Y), c.1369A>G (p.N457D) Sequencing | NM_000414:1-24

Diabetes: Recessive Permanent Neonatal (ABCC8): Mutations (2): ♂ Genotyping | c.215A>G (p.N72S), c.1144G>A (p.E382K) Sequencing | NM_000352:1-39

Du Pan Syndrome (GDF5): Mutations (4): ♂ Genotyping | c.1309delTTG, c.1306C>A (p.P436T), c.1133G>A (p.R378Q), c.1322T>C (p.L441P) Sequencing | NM_000557:1-2

Dyskeratosis Congenita: RTEL1 Related (RTEL1): Mutations (5): ♂ Genotyping | c.2869C>T (p.R981T), c.2920C>T (p.R974X), c.1548G>T (p.M516I), c.2216G>T (p.G763V), c.3791G>A (p.R1264H) Sequencing | NM_001283009:2-35

Dystrophic Epidermolysis Bullosa: Recessive (COL7A1): Mutations (11): ♂ Genotyping | c.2470_2471insG, c.5820G>A (p.P1940P), c.933C>A (p.Y311X), c.4039G>C (p.G1347R), c.8393T>A (p.M2798K), c.425A>G (p.K142R), c.8441-14_8435delGCTCTGGCTCCAGACCCCT, c.4783-1G>A, c.7344G>A (p.V2448X), c.4991G>C (p.G1664A), c.497_498insA (p.V168GfsX179) Sequencing | NM_000094:1-118

Ehlers-Danlos Syndrome: Type VIIC (ADAMT2): Mutations (2): ♂ Genotyping | c.673C>T (p.Q225X), c.2384G>A (p.W795X) Sequencing | NM_014244:2-22

Ellis-van Creveld Syndrome: EVC Related (EVC): Mutations (10): ♂ Genotyping | c.919T>C (p.S307P), c.1694delC (p.A565VfsX23), c.734delT (p.L245fs), c.910-911insA (p.R304fs), c.2635C>T (p.Q879X), c.1868T>C (p.L623Q), c.1858_1879delTTGGCCGACTGGGGCGGCTC (p.L620_L626del), c.1886+5G>T, c.1098+1G>A, c.1018C>T (p.R340X) Sequencing | NM_153717:2-21

Ellis-van Creveld Syndrome: EVC2 Related (EVC2): Mutations (1): ♂ Genotyping | c.3025C>T (p.Q1009X) Sequencing | NM_147127:1-22

Enhanced S-Cone (NR2E3): Mutations (5): ♂ Genotyping | c.932G>A (p.R311Q), c.227G>A (p.R76Q), c.119-2A>C, c.226C>T (p.R76W), c.747+1G>C (IVS5+1G>C) Sequencing | NM_016346:1-8

Ethylmalonic Aciduria (ETHE1): Mutations (4): ♂ Genotyping | c.505+1G>T, c.487C>T (p.R163W), c.3G>T (p.M11), c.488G>A (p.R163Q) Sequencing | NM_014297:1-7

Familial Chloride Diarrhea (SLC26A3): Mutations (6): ♂ Genotyping | c.344delT (p.I115I), c.559G>T (p.G187X), c.951delGGT (p.V318del), c.1386G>A (p.W462X), c.371A>T (p.H124L), c.2023_2025dupATC (p.I675L) Sequencing | NM_000111:2-21

Familial Dysautonomia (IKBKAP): Mutations (4): ♂ Genotyping | c.2204+6T>C, c.2741C>T (p.P914L), c.2087G>C (p.R696P), c.2128C>T (p.Q710X) Sequencing | NM_003640:2-37

Familial Hyperinulinism: Type 1: ABCC8 Related (ABCC8): Mutations (11): ♂ Genotyping | c.3989-9G>A, c.4159_4161delTTC (p.1387delF), c.4258C>T (p.R1420C), c.4477C>T (p.R1493W), c.2147G>T (p.G716V), c.4055G>C (p.R1352P), c.560T>A (p.V187D), c.4516G>A (p.E1506K), c.2506C>T (p.Q836X), c.579+2T>A, c.1333-1013A>G (IVS8-1013A>G) Sequencing | NM_000352:1-39

Familial Hyperinulinism: Type 2: KCNJ11 Related (KCNJ11): Mutations (6): ♂ Genotyping | c.776A>G (p.H259R), c.36C>A (p.Y12X), C.761T (p.P254L), c.G-134T, c.844G>A (p.E282K), c.440T>C (p.L147P) Sequencing | NM_000525:1

Familial Mediterranean Fever (MEFV): Mutations (12): ♂ Genotyping | c.2076_2078delAAT (p.692delI), c.2080A>G (p.M694V), c.2084A>G (p.K695R), c.1437C>G (p.F479L), c.800C>T (p.T267I), c.1958G>A (p.R653H), c.2040G>A (p.M680I), c.2040G>C (p.M680I), c.2082G>A (p.M694I), c.2230G>T (p.A744S), c.2282G>A (p.R761H), c.2177T>C (p.V726A) Sequencing | NM_000243:1-10

Fanconi Anemia: Type A (FANCA): Mutations (10): ♂ Genotyping | c.295C>T (p.Q99X), c.1115_1118delTTGG, c.3720_3724delAAACA (p.E1240Dfs), c.513G>A (p.W171X), c.1606delT (p.S536fs), c.3558_3559insG (p.R1187Efs), c.1615delG (p.D539fs), c.890_893delGCTG (p.C297fs), c.2172_2173insG (p.T724fs), c.4275delT (p.R1425fs) Sequencing | NM_000135:1-43

Fanconi Anemia: Type C (FANCC): Mutations (8): ♂ Genotyping | c.456+4A>T, c.67delG, c.37C>T (p.Q13X), c.553C>T (p.R185X), c.1661T>C (p.L554P), c.1642C>T (p.R548X), c.66G>A (p.W22X), c.65G>A (p.W22X) Sequencing | NM_000136:2-15

Fanconi Anemia: Type G (FANCG): Mutations (5): ♂ Genotyping | c.1480+1G>C, c.307+1G>C, c.1794_1803delCTGGATCCGT (p.W599Pfs), c.637_643delTACCGCC (p.Y213K+4X), c.925-2A>G Sequencing | NM_004629:1-14

Fanconi Anemia: Type J (BRIP1): Mutations (1): ♂ Genotyping | c.2392C>T (p.R798X) Sequencing | NM_032043:2-20

Fumarate Deficiency (FH): Mutations (1): ♂ Genotyping | c.1431_1433insAAA Sequencing | NM_000143:1-10

GM1-Gangliosidosis (GLB1): Mutations (17): ♂ Genotyping | c.1480-2A>G,

c.75+2_75+3insT, c.1772A>G (p.Y591C), c.947A>G (p.Y316C), c.1051C>T (p.R351X), c.1369C>T (p.R457X), c.145C>T (p.R49C), c.202C>T (p.R68W), c.245C>T (p.T82M), c.601C>T (p.R201C), c.622C>T (p.R208C), c.1370G>A (p.R457Q), c.176G>A (p.R59H), c.367G>A (p.G123R), c.152T>C (p.I51T), c.1771T>A (p.Y591N), c.1577_1578insG Sequencing | NM_000404:1-16

GRACILE Syndrome (BCS1L): Mutations (12): ♂ Genotyping | c.232A>G (p.S78G), c.103G>C (p.G35R), c.148A>G (p.T50A), c.166C>T (p.R56X), c.133C>T (p.R45C), c.296C>T (p.P99L), c.464G>C (p.R155P), c.547C>T (p.R183C), c.548G>A (p.R183H), c.550C>T (p.R184C), c.830G>A (p.S277N), c.1057G>A (p.V353M) Sequencing | NM_004328:1-9

Galactokinase Deficiency (GALK1): Mutations (7): ♂ Genotyping | c.1144C>T (p.Q382X), c.1045G>A (p.G349S), c.1031C>T (p.T344M), c.238G>T (p.E80X), c.94G>A (p.V32M), c.82C>A (p.P28T), c.593C>T (p.A198V) Sequencing | NM_000154:1-8

Gaucher Disease (GBA): Mutations (6): ♂ Genotyping | c.84_85insG, c.1226A>G (p.N409S), c.1343A>T (p.D448V), c.1504C>T (p.R502C), c.1297G>T (p.V433L), c.1604G>A (p.R535H)

Gitelman Syndrome (SLC12A3): Mutations (11): ♂ Genotyping | c.1926-1G>T, c.2883+1G>T, c.1046C>T (p.P348L), c.1763C>T (p.A588V), c.622C>T (p.R208W), c.1889G>T (p.G629V), c.1961G>A (p.R654H), c.1868T>C (p.L623P), c.1180+1G>T (IVS9+1G>T), c.1670-191C>T, c.2548+253C>T Sequencing | NM_000339:1-26

Globoid Cell Leukodystrophy (GALC): Mutations (10): ♂ Genotyping | c.1153G>T (p.E385X), c.857G>A (p.G286D), c.2002A>C (p.T668P), c.1700A>C (p.Y567S), c.1586C>T (p.T529M), c.1472delA (p.K491fs), c.913A>G (p.I305V), c.683_694delATCTGCGAGTinsCTC (p.N228_5232del5insTP), c.246A>G (p.I82M), c.1161+6555_9573del31670bp Sequencing | NM_000153:2-17

Glutaric Acidemia: Type I (GCDH): Mutations (8): ♂ Genotyping | c.1204C>T (p.R402W), c.1262C>T (p.A421V), c.743C>T (p.P248L), c.1093G>A (p.E365K), c.877G>A (p.A293T), c.1083-2A>C (IVS10-2A>C), c.680G>C (p.R227P), c.1198G>A (p.V400M) Sequencing | NM_000159:2-12

Glutaric Acidemia: Type IIA (ETFA): Mutations (5): ♂ Genotyping | c.797C>T (p.T266M), c.470T>G (p.V157G), c.346G>A (p.G116R), c.809_811delTAG (p.V270_A271delinsA), c.963+1delG Sequencing | NM_000126:1-12

Glutaric Acidemia: Type IIB (ETFB): Mutations (2): ♂ Genotyping | c.764G>A (p.R255Q), c.655G>A (p.D219N) Sequencing | NM_001014763:1-5, NM_001985:1

Glutaric Acidemia: Type IIC (ETFDH): Mutations (8): ♂ Genotyping | c.1448C>T (p.P483L), c.2T>C (p.M1T), c.250G>A (p.A84T), c.524G>T (p.R175L), c.380T>A (p.L127H), c.524G>A (p.R175H), c.1130T>C (p.L377P), c.36delA (p.A12fs) Sequencing | NM_004453:1-13

Glycine Encephalopathy: AMT Related (AMT): Mutations (6): ♂ Genotyping | c.959G>A (p.R320H), c.878-1G>A, c.826G>C (p.D276H), c.574C>T (p.Q192X), c.139G>A (p.G47R), c.125A>G (p.H42R) Sequencing | NM_000481:1-9

Glycine Encephalopathy: GLDC Related (GLDC): Mutations (5): ♂ Genotyping | c.2284G>A (p.G762R), c.2266_2268delITC (p.756delF), c.1691G>T (p.S564I), c.1545G>C (p.R515S), c.2T>C (p.M1T) Sequencing | NM_000170:1-25

Glycogen Storage Disease: Type IA (G6PC): Mutations (13): ♂ Genotyping | c.376_377insTA, c.79delC, c.979_981delITC (p.327delF), c.1039C>T (p.Q347X), c.247C>T (p.R83C), c.724C>T (p.Q242X), c.248G>A (p.R83H), c.562G>C (p.C188R), c.648G>T, c.809G>T (p.G270V), c.113A>T (p.D38V), c.975delG (p.L326fs), c.724delC Sequencing | NM_000151:1-5

Glycogen Storage Disease: Type IB (SLC37A4): Mutations (5): ♂ Genotyping | c.1042_1043delCT, c.796G>T (p.G266C), c.1016G>A (p.G339D), c.1099G>A (p.A367T), c.352T>C (p.W118R) Sequencing | NM_001164277:3-11

Glycogen Storage Disease: Type II (GAA): Mutations (13): ♂ Genotyping | c.1935C>A (p.D645E), c.2560C>T (p.R854X), c.-32-13T>G (IVS1-13T>G), c.525delT (p.E176Rfs), c.710C>T (p.A237V), c.896T>G (p.L299R), c.953T>C (p.M318T), c.1561G>A (p.E521K), c.1585_1586delITCinsGT (p.S529V), c.1634C>T (p.P545L), c.1927G>A (p.G643R), c.2173C>T (p.R725W), c.2707_2709delK (p.Q93delK) Sequencing | NM_001079804:2-20

Glycogen Storage Disease: Type III (AGL): Mutations (14): ♂ Genotyping | c.17_18delAG, c.4455delT (p.S1486fs), c.1222C>T (p.R408X), c.16C>T (p.Q6X), c.1384delG (p.V462X), c.2039G>A (p.W680X), c.2590C>T (p.R864X), c.2681+1G>A, c.3439A>G (p.R1147G), c.3682C>T (p.R1228X), c.3965delT (p.V1322AfsX27), c.3980G>A (p.W1327X), c.4260-12A>G (IVS32-12A>G), c.4342G>C (p.G1448R) Sequencing | NM_000642:2-34

Glycogen Storage Disease: Type IV (GBE1): Mutations (3): ♂ Genotyping | c.986A>C (p.Y329S), c.691+2T>C (IVS5+2T>C), c.986A>G (p.Y329C) Sequencing | NM_000158:1-16

Glycogen Storage Disease: Type V (PYGM): Mutations (10): ♂ Genotyping | c.2128_2130delITC (p.T10delF), c.1627A>T (p.K543X), c.1628A>C (p.K543T), c.148C>T (p.R50X), c.255C>A (p.Y85X), c.613G>A (p.G205S), c.2392T>C (p.W798R), c.1827G>A (p.K609K), c.632delG (p.S211fs), c.808C>T (p.R270X) Sequencing | NM_005609:1-20

Glycogen Storage Disease: Type VII (PFKM): Mutations (4): ♂ Genotyping | c.450+1G>A, c.329G>T (p.R110L), c.283C>T (p.R95X), c.2214delC (p.P739Qfs) Sequencing | NM_001166686:2-25

Guanidinoacetate Methyltransferase Deficiency (GAMT): Mutations (4): ♂ Genotyping | c.506G>A (p.C169Y), c.327G>A, c.309_310insCCGGGACTGGGCC (p.L99_A103fs), c.148A>C (p.M50L) Sequencing | NM_000156:1-6

HMG-CoA Lyase Deficiency (HMGCL): Mutations (7): ♂ Genotyping | c.914_915delTT, c.122G>A (p.R41Q), c.208G>C (p.V70L), c.835G>A (p.E279K), c.561+1G>A, c.109G>T (p.E37X), c.561+1G>T Sequencing | NM_000191:1-9

Hemochromatosis: Type 2A: HFE2 Related (HFE2): Mutations (1): ♂ Genotyping | c.959G>T (p.G320V) Sequencing | NM_213653:2-4

Hemochromatosis: Type 3: TFR2 Related (TFR2): Mutations (4): ♂ Genotyping | c.2069A>C (p.Q690P), c.750C>G (p.Y250X), c.515T>A (p.M172K), c.88_89insC (p.E60X) Sequencing | NM_003227:1-18

Hemoglobinopathy: Hb C (HBB): Mutations (1): ♂ Genotyping | c.19G>A (p.E7K) Sequencing | NM_000518:1-3

Hemoglobinopathy: Hb D (HBB): Mutations (1): ♂ Genotyping | c.364G>C (p.E122Q) Sequencing | NM_000518:1-3

Hemoglobinopathy: Hb E (HBB): Mutations (1): ♂ Genotyping | c.79G>A (p.E27K) Sequencing | NM_000518:1-3

Hemoglobinopathy: Hb O (HBB): Mutations (1): ♂ Genotyping | c.364G>A (p.E122K) Sequencing | NM_000518:1-3

Hereditary Fructose Intolerance (ALDOB): Mutations (10): ♂ Genotyping | c.357_360delAAAC, c.1005C>G (p.N335K), c.524C>A (p.A175D), c.448G>C (p.A150P), c.612T>G (p.Y204X), c.865_867delCTT (p.289delL), c.720C>A (p.C240X), c.442T>C (p.W148R), c.178C>T (p.R60X), c.10C>T (p.R4X) Sequencing | NM_000035:2-9

Hereditary Spastic Paraplegia: TECPR2 Related (TECPR2): Mutations (1): ♂ Genotyping | c.3416delT (p.L1139fs) Sequencing | NM_014844:2-20

Herlitz Junctional Epidermolysis Bullosa: LAMA3 Related (LAMA3): Mutations (1): ♂ Genotyping | c.1981C>T (p.R661X) Sequencing | NM_000227:1-38

Herlitz Junctional Epidermolysis Bullosa: LAMB3 Related (LAMB3): Mutations (6): ♂ Genotyping | c.3024delT, c.124C>T (p.R42X), c.1903C>T (p.R635X), c.430C>T (p.R144X), c.727C>T (p.Q243X), c.3247C>T (p.Q1083X) Sequencing | NM_000228:2-23

Herlitz Junctional Epidermolysis Bullosa: LAMC2 Related (LAMC2): Mutations (1): ♂ Genotyping | c.283C>T (p.R95X) Sequencing | NM_005562:1-23

Hermansky-Pudlak Syndrome: Type 1 (HPS1): Mutations (1): ♂ Genotyping | c.1470_1486dup16 (p.H497Qfs) Sequencing | NM_000195:3-20

Hermansky-Pudlak Syndrome: Type 3 (HPS3): Mutations (4): ♂ Genotyping | c.1189C>T (p.R397W), c.1691+2T>G, c.2589+1G>C, c.1163+1G>A Sequencing | NM_032383:1-17

Hermansky-Pudlak Syndrome: Type 4 (HPS4): Mutations (7): ♂ Genotyping | c.1876C>T (p.Q626X), c.526C>T (p.Q176X), c.957_958insGCTTGCCAGATGGCAGGAAGGAG (p.E319_N320ins8), c.634C>T (p.R212X), c.397G>T (p.E133X), c.649G>T (p.E217X), c.2039delC (p.P680fs) Sequencing | NM_152841:1-12

Holocarboxylase Synthetase Deficiency (HLCS): Mutations (7): ♂ Genotyping | c.1795+5G>A (IVS10+5G>A), c.780delG, c.710T>C (p.L237P), c.1522C>T (p.R508W), c.1648G>A (p.V550M), c.1513G>C (p.G505R), c.772_781delACAAGCAAGG (p.T258fs) Sequencing | NM_001242785:4-12

Homocystinuria Caused by CBS Deficiency (CBS): Mutations (8): ♂ Genotyping | c.919G>A (p.G307S), c.833T>C (p.L278T), c.1006C>T (p.R336C), c.959T>C (p.V320A), c.797G>A (p.R266K), c.572C>T (p.T191M), c.341C>T (p.A114V), c.969G>A (p.W324X) Sequencing | NM_001178008:3-17

Hurler Syndrome (IDUA): Mutations (8): ♂ Genotyping | c.1598C>G (p.P533R), c.208C>T (p.Q70X), c.1205G>A (p.W402X), c.979G>C (p.A327P), c.266G>A (p.R89Q), c.1960T>G (p.X654G), c.152G>A (p.G51D), c.1037T>G (p.L346R) Sequencing | NM_000203:2-8, 11-14

Hypophosphatasia (ALPL): Mutations (5): ♂ Genotyping | c.1559delT, c.1133A>T (p.D378V), c.1001G>A (p.G334D), c.571G>A (p.E191K), c.979T>C (p.F327L) Sequencing | NM_000478:2-12

Inclusion Body Myopathy: Type 2 (GNE): Mutations (3): ♂ Genotyping | c.2228T>C (p.M743T), c.1807G>C (p.V603L), c.131G>C (p.C44S) Sequencing | NM_001128227:1-12

Infantile Cerebral and Cerebellar Atrophy (MED17): Mutations (1): ♂ Genotyping | c.1112T>C (p.L371P) Sequencing | NM_004268:1-12

Isolated Microphthalmia: VSX2 Related (VSX2): Mutations (4): ♂ Genotyping | c.599G>A (p.R200Q), c.599G>C (p.R200P), c.679C>T (p.R227W), c.371-1G>A Sequencing | NM_182894:1-5

Isovaleric Acidemia (IVD): Mutations (1): ♂ Genotyping | c.941C>T (p.A314V) Sequencing | NM_002225:1-12

Joubert Syndrome (TMEM216): Mutations (2): ♂ Genotyping | c.218G>T (p.R73L), c.218G>A (p.R73H) Sequencing | NM_001173991:1-5

Lamellar Ichthyosis: Type 1 (TGM1): Mutations (1): ♂ Genotyping | c.877-2A>G (IVS5-2A>G) Sequencing | NM_000359:2-15

Laryngoonychocutaneous Syndrome (LAMA3): Mutations (1): ♂ Genotyping | c.151_152insG (p.V51GfsX3) Sequencing | NM_000227:1-38

Leber Congenital Amaurosis: CEP290 Related (CEP290): Mutations (1): ♂ Genotyping | c.2991+1655A>G (p.C998H) Sequencing | NM_025114:2-54

Leber Congenital Amaurosis: GUCY2D Related (GUCY2D): Mutations (3): ♂ Genotyping | c.1694T>C (p.F565S), c.2943delG (p.G982V), c.387delC (p.P130Lfs) Sequencing | NM_000180:2-19

Leber Congenital Amaurosis: LCA5 Related (LCA5): Mutations (3): ♂ Genotyping | c.835C>T (p.Q279X), c.1476_1477insA (p.P493TfsX1), c.1151delC Sequencing | NM_001122769:2-8

Leber Congenital Amaurosis: RDH12 Related (RDH12): Mutations (6): ♂ Genotyping | c.565C>T (p.Q189X), c.184C>T (p.R62X), c.464C>T (p.T155I), c.677A>G (p.Y226C), c.146C>T (p.T49M), c.295C>A (p.L99I) Sequencing | NM_152443:3-9

Leigh Syndrome: French-Canadian (LRPPRC): Mutations (1): ♂ Genotyping | c.1061C>T (p.A354V) Sequencing | NM_133259:1-38

Leukoencephalopathy with Vanishing White Matter: EIF2B5 Related (EIF2B5): Mutations (9): ♂ Genotyping | c.338G>A (p.R113H), c.271A>G (p.T91A), c.1882T>C (p.W628R), c.1157G>T (p.G386V), c.584G>A (p.R195H), c.925G>C (p.V309L), c.944G>A (p.R315H), c.166T>G (p.F56V), c.167T>G (p.F56C) Sequencing | NM_003907:1-16

Leydig Cell Hypoplasia (Luteinizing Hormone Resistance) (LHCR): Mutations (13): ♂ Genotyping | c.1822_1827delCTGGTT (p.608_609delLV), c.1777G>C (p.A593P), c.1660C>T (p.R554X), c.1060G>A (p.E354K), c.1635C>A (p.C545X), c.391T>C (p.C131R), c.1027T>A (p.C343S), c.1627T>C (p.C543R), c.1505T>C (p.L502P), c.430G>T (p.V144F), c.1847C>A (p.S616Y), c.455T>C (p.I152T), c.537_3C>A Sequencing | NM_000233:1-11

Limb-Girdle Muscular Dystrophy: Type 2A (CAPN3): Mutations (2): ♂ Genotyping | c.1715G>A (p.R572Q), c.1469G>A (p.R490Q), c.550delA (p.T184fs), c.2306G>A (p.R769Q), c.2362_2363delAGinsTCATCT (p.R788fs), c.1525G>T (p.V509F) Sequencing | NM_000070:1-24

Limb-Girdle Muscular Dystrophy: Type 2B (DYSF): Mutations (5): ♂ Genotyping | c.4989_4993delGCCCGinsCCCC (p.E1663fs), c.2833delG (p.A945fs), c.5830C>T (p.R1944X), c.2271C>A (p.Y758X), c.5174+5G>A Sequencing | NM_001130987:1-56

Limb-Girdle Muscular Dystrophy: Type 2C (SGCG): Mutations (4): ♂ Genotyping | c.848G>A (p.C283Y), c.787G>A (p.E263K), c.525delT (p.F175fsX), c.87_88insT (p.G30fs) Sequencing | NM_000231:2-8

Limb-Girdle Muscular Dystrophy: Type 2D (SGCA): Mutations (1): ♂ Genotyping | c.229C>T (p.R77C) Sequencing | NM_000023:1-9

Limb-Girdle Muscular Dystrophy: Type 2E (SGCB): Mutations (6): ♂ Genotyping | c.341C>T (p.S114F), c.452C>G (p.T151R), c.272G>C (p.R91P), c.272G>T (p.R91L), c.299T>A (p.M100K), c.323T>G (p.L108R) Sequencing | NM_000232:2-6

Limb-Girdle Muscular Dystrophy: Type 2F (SGCD): Mutations (5): ♂ Genotyping | c.493C>T (p.R165X), c.89G>A (p.W30X), c.784G>A (p.E262K), c.391G>C (p.A131P), c.653delC (p.A218fs) Sequencing | NM_001128209:2-8

Limb-Girdle Muscular Dystrophy: Type 2I (FKRP): Mutations (1): ♂ Genotyping | c.826C>A (p.L276I) Sequencing | NM_001039885:1-4

Lipoprotein Lipase Deficiency (LPL): Mutations (1): ♂ Genotyping | c.644G>A (p.G215E) Sequencing | NM_000237:1-10

Long-Chain 3-Hydroxyacyl-CoA Dehydrogenase Deficiency (HADHA): Mutations (2): ♂ Genotyping | c.1132C>T (p.Q378X), c.1528G>C (p.E510Q) Sequencing | NM_000182:1-20

Lysinuric Protein Intolerance (SLC7A7): Mutations (4): ♂ Genotyping | c.1228C>T (p.R410X), c.726G>A (p.W242X), c.1384_1385insATCA (p.R462fs), c.895_2A>T Sequencing | NM_001126105:3-11

MTHFR Deficiency: Severe (MTHFR): Mutations (6): ♂ Genotyping | c.1721T>G (p.V574G), c.1408G>T (p.E470X), c.1166G>A (p.W389X), c.652G>T (p.V218L), c.523G>A (p.A175T), c.474A>T (p.G158G) Sequencing | NM_005957:2-12

Malonyl-CoA Decarboxylase Deficiency (MLYCD): Mutations (5): ♂ Genotyping | c.560C>G (p.S187X), c.8G>A (p.G3D), c.1064_1065delITT (p.F355fs), c.949_14A>G, c.638_641delGTGA (p.S213fs) Sequencing | NM_012213:1-5

Maple Syrup Urine Disease: Type 1A (BCKDHA): Mutations (4): ♂ Genotyping | c.860_867delGAGGCCCC, c.868G>A (p.G290R), c.1312T>A (p.Y438N), c.288+1G>A Sequencing | NM_000709:1-9

Maple Syrup Urine Disease: Type 1B (BCKDHB): Mutations (6): ♂ Genotyping | c.1114G>T (p.E372X), c.548G>C (p.R183P), c.832G>A (p.G278S), c.970C>T (p.R324X), c.487G>T (p.E163X), c.853C>T (p.R285X) Sequencing | NM_183050:1-10

Maple Syrup Urine Disease: Type 2 (DBT): Mutations (15): ♂ Genotyping | c.670G>T (p.E224X), c.581C>G (p.S194X), c.1355A>G (p.H452R), c.294C>G (p.I98M), c.1448G>T (p.X483L), c.75_76delAT (p.C26Wfs), c.901C>T (p.R301C), c.363_364delCT (p.Y122Lfs), c.1193T>C (p.L398P), c.1169A>G (p.D390G), c.1209+5G>C (IVS9+5G>C), c.1232C>A (p.P411Q), c.939G>C (p.K313N), c.788T>G (p.M263R), c.1202T>C (p.I401T) Sequencing | NM_001918:1-11

Maple Syrup Urine Disease: Type 3 (DLD): Mutations (8): ♂ Genotyping | c.104_105insA, c.685G>T (p.G229C), c.214A>G (p.K72E), c.1081A>G (p.M361V), c.1123G>A (p.E375K), c.1178T>C (p.I393T), c.1463C>T (p.P488L), c.1483A>G (p.R495G) Sequencing | NM_000108:1-14

Maroteaux-Lamy Syndrome (ARSB): Mutations (6): ♂ Genotyping | c.629A>G (p.Y210C), c.1178A>C (p.H393P), c.284G>A (p.R95Q), c.944G>A (p.R315Q), c.1143-8T>G, c.1143-1G>C Sequencing | NM_000046:1-8

Meckel Syndrome: Type 1 (MKS1): Mutations (5): ♂ Genotyping | c.1408-35_1408-7del29 (p.G470fs), c.80+2T>C (IVS1+2T>C), c.1024+1G>A (IVS11+1G>A), c.417G>A (p.E139X), c.50insCCGGG (p.D19AfsX) Sequencing | NM_017777:1-18

Medium-Chain Acyl-CoA Dehydrogenase Deficiency (ACADM): Mutations (8): ♂ Genotyping | c.985A>G (p.K329E), c.362C>T (p.T121I), c.583G>A (p.G195R), c.799G>A (p.G267R), c.199T>C (p.Y67H), c.262C>T (p.L88F), c.616C>T (p.R206C), c.617G>A (p.C206H) Sequencing | NM_001127328:1-12

Megalencephalic Leukoencephalopathy (MLC1): Mutations (6): ♂ Genotyping | c.176G>A (p.G59E), c.278C>T (p.S93I), c.135_136insC (p.C46fsX), c.908_918delTGCTGCTGCTGinsGCA (p.V303GfsX96), c.880C>T (p.P294S), c.178-10T>A Sequencing | NM_139202:2-12

Metachromatic Leukodystrophy (ARSA): Mutations (18): ♂ Genotyping | c.1210+1G>A, c.465+1G>A (IVS2+1G>A), c.862A>C (p.T288P), c.1136C>T (p.P379L), c.1283C>T (p.P428L), c.827C>T (p.T276M), c.542T>G (p.I181S), c.1232C>T (p.T411I), c.769G>C (p.D257H), c.739G>A (p.G247R), c.641C>T (p.A214V), c.302G>A (p.G101D), c.293C>T (p.S98F), c.257G>A (p.R86Q), c.263G>A (p.G88D), c.1114C>T (p.R372W), c.292_293delTTCinsCT (p.S98L), c.302G>T (p.G101V) Sequencing | NM_001085425:2-9

Methylmalonic Acidemia: MMAA Related (MMAA): Mutations (14): ♂ Genotyping | c.64C>T (p.R22X), c.161G>A (p.W54X), c.266T>C (p.L89P), c.283C>T (p.Q95X), c.358C>T (p.Q120X), c.397C>T (p.Q133X), c.433C>T (p.R145X), c.503delC (p.T168MfsX9), c.562G>C (p.G188R), c.650T>A (p.L217X), c.653G>A (p.G218E), c.733+1G>A, c.988C>T (p.R330X), c.1076G>A (p.R359G) Sequencing | NM_172250:2-7

Methylmalonic Acidemia: MMAB Related (MMAB): Mutations (11): ♂ Genotyping | c.700C>T (p.Q234X), c.656A>G (p.Y219C), c.572G>A (p.R191Q), c.571C>T (p.R191W), c.569G>A (p.R190H), c.568C>T (p.R190C), c.556C>T (p.R186W), c.403G>A (p.A135T), c.291-1G>A, c.287T>C (p.I96T), c.197-1G>T Sequencing | NM_052845:1-9

Methylmalonic Acidemia: MUT Related (MUT): Mutations (23): ♂ Genotyping | c.2150G>T (p.G717V), c.2099T>A (p.M700K), c.2080C>T (p.R694W), c.2054T>G (p.L685R), c.1867G>A (p.G623R), c.1280G>A (p.G427D), c.1106G>A (p.R369H), c.1105C>T (p.R369C), c.1097A>G (p.N366S), c.935G>T (p.G312V), c.691T>A (p.Y231N), c.655A>T (p.N219Y), c.643G>A (p.G215S), c.607G>A (p.G203R), c.572C>A (p.A191E), c.521T>C (p.F174S), c.322C>T (p.R108C), c.313T>C (p.W105R), c.299A>G (p.Y100C), c.284C>G (p.P95R), c.281G>T (p.G94V), c.278G>A (p.R93H), c.643G>T (p.G215C) Sequencing | NM_000255:2-13

Methylmalonic Aciduria and Homocystinuria: Type cbIC (MMACHC): Mutations (5): ♂ Genotyping | c.271_272insA (p.R91KfsX14), c.331C>T (p.R111X), c.394C>T (p.R132X), c.482G>A (p.R161Q), c.609G>A (p.W203X) Sequencing | NM_015506:1-4

Mitochondrial Complex I Deficiency: NDUFS6 Related (NDUFS6): Mutations (1): ♂ Genotyping | c.344G>A (p.C115Y) Sequencing | NM_004553:1-4

Mitochondrial DNA Depletion Syndrome: MNGIE Type (TYMP): Mutations (6): ♂ Genotyping | c.866A>C (p.E289A), c.433G>A (p.G145R), c.665A>G (p.K222R), c.457G>A (p.G153S), c.516+2T>C (IVS4+2T>C), c.1425_1426insC (p.S476Lfs) Sequencing | NM_001257989:2-8,10

Mitochondrial Myopathy and Sideroblastic Anemia (PUS1): Mutations (2): ♂ Genotyping | c.430C>T (p.R144W), c.658G>T (p.E220X) Sequencing | NM_025215:1-6

Mitochondrial Trifunctional Protein Deficiency: HADHB Related (HADHB): Mutations (7): ♂ Genotyping | c.182G>A (p.R61H), c.788A>G (p.D263G), c.740G>A (p.R247H), c.1331G>A (p.R444K), c.1364T>G (p.V455G), c.776_777insT (p.G259fs), c.1175C>T (p.A392V) Sequencing | NM_000183:2-16

Morquio Syndrome: Type A (GALNS): Mutations (6): ♂ Genotyping | c.205T>G (p.F69V), c.485C>T (p.S162F), c.1156C>T (p.R386C), c.901G>T (p.G301C), c.337A>T (p.I113F), c.178G>A (p.D60N) Sequencing | NM_000512:2-14

Morquio Syndrome: Type B (GLB1): Mutations (8): ♂ Genotyping | c.1527G>T (p.W509C), c.1313G>A (p.G438E), c.1445G>A (p.R482H), c.247T>C (p.Y83H), c.1444C>T (p.R482C), c.1498A>G (p.T500A), c.1223A>C (p.Q408P), c.817_818delTTCinsCT (p.W273L) Sequencing | NM_000404:1-16

Mucopolidiosis: Type II/III (GNPTAB): Mutations (3): ♂ Genotyping | c.3503_3504delTTC (p.L1168QfsX5), c.3565C>T (p.R1189X), c.1120T>C (p.F374L) Sequencing | NM_024312:1-21

Mucopolidiosis: Type IV (MCOLN1): Mutations (5): ♂ Genotyping | c.1015_788del6433, c.406-2A>G, c.1084G>T (p.D362Y), c.304C>T (p.R102X), c.244delC (p.L82fsX) Sequencing | NM_020533:1-14

Multiple Pterygium Syndrome (CHRNA): Mutations (6): ♂ Genotyping | c.715C>T (p.R239C), c.13C>T (p.Q5X), c.320T>G (p.V107G), c.401_402delCT (p.P134fs), c.1408C>T (p.R470X), c.136C>T (p.R46X) Sequencing | NM_005199:1-12

Multiple Sulfatase Deficiency (SUMF1): Mutations (1): ♂ Genotyping | c.463T>C (p.S155P) Sequencing | NM_182760:1-9

Muscle-Eye-Brain Disease (POMGNT1): Mutations (3): ♂ Genotyping | c.1539+1G>A, c.1324C>T (p.R442C), c.1478C>G (p.P493R) Sequencing | NM_001243766:2-23

Navajo Neurohepatopathy (MPV17): Mutations (1): ♂ Genotyping | c.149G>A (p.R50Q) Sequencing | NM_002437:2-8

Nemaline Myopathy: NEB Related (NEB): Mutations (2): ♂ Genotyping | c.7434_7536del2502bp, c.8890-2A>G (IVS63-2A>G) Sequencing | NM_001164508:63-66,86,95-96,103,105,143,168-172, NM_004543:3-149

Nephrotic Syndrome: Type 1 (NPHS1): Mutations (5): ♂ Genotyping | c.121_122delCT (p.L41Dfs), c.1481delC, c.3325C>T (p.R1109X), c.3478C>T (p.R1160X), c.2335-1G>A

Sequencing | NM_004646:1-29

Nephrotic Syndrome: Type 2 (NPHS2): Mutations (27): ♂ Genotyping | c.976_977insA (p.T326fsX345), c.964C>T (p.R322X), c.948delT (p.A317L), c.871C>T (p.R291W), c.868G>A (p.V290M), c.862G>A (p.A288T), c.855_856delAA (p.Q285fsX302), c.851C>T (p.A284V), c.779T>A (p.V260E), c.714G>T (p.R238S), c.706_714del CTAGAGAGG (p.L236_R238del), c.622G>A (p.A208T), c.555delT (p.F185fsX186), c.538G>A (p.V180M), c.503G>A (p.R168H), c.502C>A (p.R168S), c.502C>T (p.R168C), c.479A>G (p.D160G), c.467delT (p.L156fsX180), c.467_468insT (p.L156fsX166), c.419delG (p.G140fsX180), c.413G>A (p.R138Q), c.412C>T (p.R138X), c.353C>T (p.P118L), c.274G>T (p.G92C), c.104_105insG (p.G355fsX69), c.85G>A (p.A29T) Sequencing | NM_014625:1-8

Neuronal Ceroid-Lipofuscinosis: CLN5 Related (CLN5): Mutations (7): ♂ Genotyping | c.1175_1176delAT (p.Y392X), c.225G>A (p.W75X), c.835G>A (p.D279N), c.335G>A (p.R112H), c.377G>A (p.C126Y), c.1054G>T (p.E352X), c.1121A>G (p.Y374C) Sequencing | NM_006493:1-4

Neuronal Ceroid-Lipofuscinosis: CLN6 Related (CLN6): Mutations (8): ♂ Genotyping | c.663C>G (p.Y221X), c.460_462delATC (p.I154del), c.368G>A (p.G123D), c.308G>A (p.R103Q), c.214G>T (p.E72X), c.200T>C (p.L67P), c.139C>T (p.L47F), c.17G>C (p.R6T) Sequencing | NM_017882:2-7

Neuronal Ceroid-Lipofuscinosis: CLN8 Related (CLN8): Mutations (4): ♂ Genotyping | c.70C>G (p.R24G), c.789G>C (p.W263C), c.88G>C (p.A30P), c.610C>T (p.R204C) Sequencing | NM_018941:2-3

Neuronal Ceroid-Lipofuscinosis: MFSD8 Related (MFSD8): Mutations (2): ♂ Genotyping | c.881C>A (p.T294K), c.754+2T>A Sequencing | NM_152778:2-13

Neuronal Ceroid-Lipofuscinosis: PPT1 Related (PPT1): Mutations (8): ♂ Genotyping | c.223A>C (p.T75P), c.364A>T (p.R122W), c.451C>T (p.R151X), c.29T>A (p.L10X), c.656T>A (p.L219Q), c.322G>C (p.G108R), c.236A>G (p.D79G), c.134G>A (p.C45Y) Sequencing | NM_000310:1-9

Neuronal Ceroid-Lipofuscinosis: TPP1 Related (TPP1): Mutations (9): ♂ Genotyping | c.523-1G>A, c.509-1G>C, c.622C>T (p.R208X), c.851G>T (p.G284V), c.1340G>A (p.R477H), c.1094G>A (p.C365Y), c.1093T>C (p.C365R), c.857A>G (p.N286S), c.616C>T (p.R206C) Sequencing | NM_000391:1-13

Niemann-Pick Disease: Type A (SMPD1): Mutations (6): ♂ Genotyping | c.996delC, c.1493G>T (p.R498L), c.911T>C (p.L304P), c.1267C>T (p.H423Y), c.1734G>C (p.K578N), c.1493G>A (p.R498H) Sequencing | NM_000543:1-6

Niemann-Pick Disease: Type B (SMPD1): Mutations (3): ♂ Genotyping | c.1828_1830delCGC (p.610delR), c.880C>A (p.Q294K), c.1280A>G (p.H427R) Sequencing | NM_000543:1-6

Niemann-Pick Disease: Type C1 (NPC1): Mutations (14): ♂ Genotyping | c.2783A>C (p.Q928P), c.3263A>G (p.Y1088C), c.3467A>G (p.N1156S), c.3107C>T (p.T1036M), c.3182T>C (p.I1061T), c.2974G>C (p.G992R), c.2932C>T (p.R978C), c.2848G>A (p.V950M), c.2665G>A (p.V889M), c.2324A>C (p.Q775P), c.1133T>C (p.V378A), c.530G>A (p.C177Y), c.337T>C (p.C113R), c.2974G>T (p.G992W) Sequencing | NM_000271:1-25

Niemann-Pick Disease: Type C2 (NPC2): Mutations (11): ♂ Genotyping | c.58G>T (p.E20X), c.436C>T (p.Q146X), c.358C>T (p.P120S), c.352G>T (p.E118X), c.332delA (p.N111I), c.295T>C (p.C99R), c.199T>C (p.S67P), c.190+5G>A, c.141C>A (p.C47X), c.133C>T (p.Q45X), c.115G>A (p.V39M) Sequencing | NM_006432:1-5

Nijmegen Breakage Syndrome (NBN): Mutations (1): ♂ Genotyping | c.657_661delACAAA (p.K219fs) Sequencing | NM_002485:1-16

Nonsyndromic Hearing Loss and Deafness: GJB2 Related (GJB2): Mutations (29): ♂ Genotyping | c.167delT, c.235delC, c.313_326delAAGTTCATCAAGGG, c.358delGAG (p.I20delE), c.35delG, c.370C>T (p.Q124X), c.427C>T (p.R143W), c.109G>A (p.V37I), c.231G>A (p.W77X), c.551G>C (p.R184P), c.71G>A (p.W24X), c.229T>C (p.W77R), c.269T>C (p.L90P), c.617A>G (p.N206S), c.299_300delAT (p.H100Rfs), c.283G>A (p.V95M), c.134G>A (p.G45E), c.139G>T (p.E47X), c.35G>T, c.487A>G (p.M163V), c.250G>C (p.V84L), c.44A>C (p.K15T), c.334_335delAA (p.K112fs), c.516G>A (p.W172X), c.290_291insA (p.Y97fs), c.439G>A (p.E147K), c.-23+1G>A, c.550C>T (p.R184W), c.-259C>T Sequencing | NM_004004:1-2

Nonsyndromic Hearing Loss and Deafness: LOXHD1 Related (LOXHD1): Mutations (2): ♂ Genotyping | c.2008C>T (p.R670X), c.4714C>T (p.R1572X) Sequencing | NM_144612:1-40

Nonsyndromic Hearing Loss and Deafness: MYO15A Related (MYO15A): Mutations (10): ♂ Genotyping | c.453_455delCGAinsTGGACCGCTGGTCGGGACAGTGG (p.E152GfsX81), c.7801A>T (p.K2601X), c.6337A>T (p.I2113F), c.3866+1G>T, c.3313G>T (p.E1105X), c.3334delG (p.G1112fs), c.8148G>T (p.Q2716H), c.6331A>T (p.N2111Y), c.3685C>T (p.Q1229X), c.3866+1G>A Sequencing | NM_016239:2-65

Oculocutaneous Albinism: Type 1 (TYR): Mutations (27): ♂ Genotyping | c.272G>A (p.C91Y), c.242C>T (p.P81L), c.265T>C (p.C89R), c.1A>G (p.M1V), c.140G>A (p.G47D), c.325G>A (p.G109R), c.568delG (p.G191Dfs), c.707G>A (p.W236X), c.832C>T (p.R278X), c.1118C>A (p.T373K), c.229C>T (p.R77W), c.823G>T (p.V275F), c.32G>A (p.W11X), c.149C>T (p.S50L), c.1467_1468insT (p.A490Cfs), c.820-2A>G, c.892C>T (p.R298W), c.1064C>T (p.A355V), c.1090A>C (p.N364H), c.1150C>G (p.P384A), c.1184+1G>A, c.1309G>A (p.D437N), c.1469C>A (p.A490D), c.133_134insC (p.P45fs), c.710delA (p.D237fs), c.978delA (p.Q326fs), c.1138_1158delTCTGCCAACGATCCTATCTTC (p.S380_F386del) Sequencing | NM_000372:1-5

Oculocutaneous Albinism: Type 3 (TYRP1): Mutations (6): ♂ Genotyping | c.1067G>A (p.R356Q), c.497C>G (p.S166X), c.107delT, c.1057_1060delAAC (p.N353fs), c.1103delA (p.K368fs), c.1120C>T (p.R374X) Sequencing | NM_000550:2-8

Oculocutaneous Albinism: Type 4 (SLC45A2): Mutations (2): ♂ Genotyping | c.469G>A (p.D157N), c.563G>T (p.G188V) Sequencing | NM_016180:1-7

Omenn Syndrome: DCLRE1C Related (DCLRE1C): Mutations (1): ♂ Genotyping | c.597C>A (p.Y199X) Sequencing | NM_001033855:1-14

Omenn Syndrome: RAG2 Related (RAG2): Mutations (1): ♂ Genotyping | c.685C>T (p.R229W) Sequencing | NM_000536:1-2

Ornithine Translocase Deficiency (SLC25A15): Mutations (3): ♂ Genotyping | c.562_564delTTC (p.188delF), c.95C>G (p.T32R), c.535C>T (p.R179X) Sequencing | NM_014252:2-7

Osteopetrosis: TCIRG1 Related (TCIRG1): Mutations (6): ♂ Genotyping | c.1674-1G>A, c.1392C>A (p.C464X), c.117+4A>T, c.1213G>A (p.G405R), c.1331G>T (p.R444L), c.922delC (p.Q308fs) Sequencing | NM_006019:1-20

POLG Related Disorders: Autosomal Recessive (POLG): Mutations (16): ♂ Genotyping | c.695G>A (p.R232H), c.752C>T (p.T251I), c.1399G>A (p.A4467T), c.1760C>T (p.P587L), c.2243G>C (p.W748S), c.2542G>A (p.G848S), c.3488T>G (p.M1163R), c.911T>G (p.L304R), c.8G>C (p.R3P), c.2617G>T (p.E873X), c.2794C>T (p.H932Y), c.3151G>C (p.G1051R), c.2591A>G (p.N864S), c.1491G>C (p.Q497H), c.679C>T (p.R227W), c.3218C>T (p.P1073L) Sequencing | NM_001126131:2-23

Papillon-Lefevre Syndrome (CTSC): Mutations (11): ♂ Genotyping | c.815G>A (p.R272H), c.96T>G (p.Y32X), c.380A>C (p.H127P), c.1287G>C (p.W429C), c.856C>T (p.Q286X), c.755A>T (p.Q252L), c.628C>T (p.R210X), c.857A>G (p.Q286R), c.890-1G>A, c.1047delA (p.G350Vfs), c.1056delT (p.Y352fs) Sequencing | NM_001814:1-7

Pendred Syndrome (SLC26A4): Mutations (7): ♂ Genotyping | c.1001+1G>A, c.1151A>G (p.E384G), c.1246A>C (p.T416P), c.2168A>G (p.H723R), c.707T>C (p.L236P), c.716T>A (p.V239D), c.919-2A>G Sequencing | NM_000441:1-21

Persistent Mullerian Duct Syndrome: Type I (AMH): Mutations (6): ♂ Genotyping | c.1144G>T (p.E382X), c.571C>T (p.R191X), c.1518C>G (p.H506Q), c.1574G>A (p.C525Y), c.17_18delTC, c.283C>T (p.R95X) Sequencing | NM_000479:1-4

Persistent Mullerian Duct Syndrome: Type II (AMHR2): Mutations (14): ♂ Genotyping | c.232+1G>A, c.1330_1356delCTGGCAATACCCCTACTCTGATGAG, c.596delA, c.1217G>A (p.R406G), c.742G>A (p.E248K), c.1277A>G (p.D426G), c.846T>G (p.H282Q), c.1373T>C (p.V458A), c.1471G>C (p.D491H), c.1510C>T (p.R504C), c.118G>T (p.G40X), c.289C>T (p.R97X), c.160C>T (p.R54C), c.425G>T (p.G142V) Sequencing | NM_020547:1-11

Phenylalanine Hydroxylase Deficiency (PAH): Mutations (62): ♂ Genotyping | c.1066-11G>A (IVS10-11G>A), c.1315+1G>A (IVS12+1G>A), c.1241A>G (p.Y414C), c.1222C>T (p.R408W), c.754C>T (p.R252W), c.1223G>A (p.R408Q), c.473G>A (p.R158Q), c.782G>A (p.R261Q), c.814G>T (p.G272X), c.143T>C (p.L48S), c.194T>C (p.I65T), c.896T>G (p.F299C), c.842C>T (p.P281L), c.838G>A (p.E280K), c.117C>G (p.F39L), c.3G>A (p.M11), c.1A>G (p.M1V), c.611A>G (p.Y204C), c.721C>T (p.R243Q), c.727C>T (p.R243X), c.1139C>T (p.T380M), c.926C>T (p.A309V), c.898G>T (p.A300S), c.734T>C (p.V245A), c.818C>T (p.S273F), c.997C>T (p.L333F), c.199T>C (p.S67P), c.1042C>G (p.L348V), c.136G>A (p.G46S), c.728G>A (p.R243Q), c.745C>T (p.L249F), c.581T>C (p.L194P), c.722G>T (p.R241L), c.829T>G (p.Y277D), c.899C>T (p.A300V), c.926C>A (p.A309D), c.1045T>C (p.S349P), c.1157A>G (p.Y386C), c.1169A>G (p.E390G), c.331C>T (p.R111X), c.241_256delACCCATTTGGATAAAC (p.T81fs), c.442-1G>A (IVS4-1G>A), c.463_464insTGTGTACC (p.R155fs), c.569T>G (p.V190G), c.682G>T (p.E228X), c.755G>A (p.R252Q), c.770G>T (p.G257V), c.781C>T (p.R261X), c.800A>G (p.Q267R), c.842+5G>A (IVS7+5G>A), c.856G>A (p.E286K), c.904delT (p.F302fs), c.913-7A>G (IVS8-7A>G), c.935G>T (p.G312V), c.1068C>G (p.Y356X), c.1238G>C (p.R413P), c.1301C>A (p.A434D), c.842+2T>A (IVS7+2T>A), c.764T>C (p.L255S), c.722G>A (p.R241H), c.533A>G (p.E178G), c.456_706+138del11653 Sequencing | NM_000277:1-13

Polyglandular Autoimmune Syndrome: Type I (AIRE): Mutations (5): ♂ Genotyping | c.769C>T (p.R257X), c.254A>G (p.Y85C), c.1163_1164insA (p.M388IfsX36), c.967_979delCTGTCCCTCCGC (p.L323SfsX51), c.415C>T (p.R139X) Sequencing | NM_000383:1-14

Pontocerebellar Hypoplasia: EXOSC3 Related (EXOSC3): Mutations (4): ♂ Genotyping | c.395A>C (p.D132A), c.294_303delTTTACTGG (p.V99Wfs), c.92G>C (p.G31A), c.238G>T (p.V80F) Sequencing | NM_016042:1-4

Pontocerebellar Hypoplasia: RARS2 Related (RARS2): Mutations (3): ♂ Genotyping | c.35A>G (p.Q12R), c.110+5A>G, c.1024A>G (p.M342V) Sequencing | NM_020320:1-20

Pontocerebellar Hypoplasia: SEPSECS Related (SEPSECS): Mutations (1): ♂ Genotyping | c.1001A>G (p.Y334C) Sequencing | NM_016955:1-11

Pontocerebellar Hypoplasia: TSEN54 Related (TSEN54): Mutations (3): ♂ Genotyping | c.919G>T (p.A307S), c.736C>T (p.Q246X), c.1027C>T (p.Q343X) Sequencing | NM_207346:3-11

Pontocerebellar Hypoplasia: VPS53 Related (VPS53): Mutations (2): ♂ Genotyping | c.2084A>G (p.Q695R), c.1556+5G>A Sequencing | NM_001128159:1-22

Pontocerebellar Hypoplasia: VRK1 Related (VRK1): Mutations (3): ♂ Genotyping | c.1072C>T (p.R358X), c.397C>T (p.R133C) Sequencing | NM_0003384:2-13

Primary Carnitine Deficiency (SLC22A5): Mutations (12): ♂ Genotyping | c.506G>A

(p.R169Q), c.396G>A (p.W132X), c.1195C>T (p.R399W), c.1433C>T (p.P478L), c.43G>T (p.G15W), c.1324_1325delGcinsAT (p.A442I), c.632A>G (p.Y211C), c.1202_1203insA (p.Y401fsX), c.844C>T (p.R282X), c.505C>T (p.R169W), c.1196G>A (p.R399Q), c.95A>G (p.N32S) Sequencing | NM_003060:1-10

Primary Ciliary Dyskinesia: DNAI1 Related (DNAI1): Mutations (5): ♂ Genotyping | c.282_283insAATA (p.G95Nfs), c.1543G>A (p.G515S), c.48+2_48+3insT, c.1658_1669delCCAAGTCTTCA (p.Thr553_Phe556del), c.1490G>A (p.G497D) Sequencing | NM_012144:1-20

Primary Ciliary Dyskinesia: DNAI2 Related (DNAI2): Mutations (4): ♂ Genotyping | c.1494+1G>A, c.346-3T>G, c.787C>T (p.R263X), c.1304G>A (p.W435X) Sequencing | NM_023036:2-13

Primary Congenital Glaucoma (CYP1B1): Mutations (9): ♂ Genotyping | c.1405C>T (p.R469W), c.1093G>T (p.G365W), c.155C>T (p.P52L), c.1064_1076delGAGTGCAGGCAGAA (p.R355Hfs), c.1410_1422delCATTGGCGAAGAA (p.C470fs), c.862_863insC, c.1199_1200insTCATGCCACC, c.182G>A (p.G61E), c.535delG (p.A179fs) Sequencing | NM_000104:2-3

Primary Hyperoxaluria: Type 1 (AGXT): Mutations (11): ♂ Genotyping | c.508G>A (p.G170R), c.454T>A (p.F152I), c.731T>C (p.I244T), c.121G>A (p.G41R), c.198C>G (p.Y66X), c.245G>A (p.G82E), c.466G>A (p.G156R), c.613T>C (p.S205P), c.697C>T (p.R233C), c.698G>A (p.R233H), c.738G>A (p.W246X) Sequencing | NM_000030:1-11

Primary Hyperoxaluria: Type 2 (GRHR): Mutations (3): ♂ Genotyping | c.103delG, c.404+3delAAGT, c.295C>T (p.R99X) Sequencing | NM_012203:1-9

Primary Hyperoxaluria: Type 3 (HOGA1): Mutations (2): ♂ Genotyping | c.944_946delAGG (p.315delE), c.860G>T (p.G287V) Sequencing | NM_138413:1-7

Progressive Familial Intrahepatic Cholestasis: Type 2 (ABCB11): Mutations (5): ♂ Genotyping | c.3767_3768insC, c.890A>G (p.E297G), c.1723C>T (p.R575X), c.3169C>T (p.R1057X), c.1295G>C (p.R432T) Sequencing | NM_003742:2-28

Propionic Acidemia: PCCA Related (PCCA): Mutations (13): ♂ Genotyping | c.862A>G (p.R288G), c.937C>T (p.R313X), c.1196G>A (p.R399Q), c.1685C>G (p.S562X), 916_917insT, c.1192T>C (p.C398R), c.229C>T (p.R77W), c.590G>A (p.G197E), c.1643+1G>A (IVS18+1G>A), c.890A>G (p.Q297R), c.1644-6C>G (IVS18-6C>G), c.1746G>A (p.S582S), c.1268C>T (p.P423L) Sequencing | NM_000282:1-24

Propionic Acidemia: PCCB Related (PCCB): Mutations (13): ♂ Genotyping | c.280G>T (p.G94X), c.335G>A (p.G112D), c.457G>C (p.A153P), c.502G>A (p.E168K), c.1218_1231delGGGCATCATCCGGCinsTAGAGCACAGGA (p.G407fs), c.1228C>T (p.R410W), c.1283C>T (p.T428I), c.1304A>G (p.Y435C), c.1495C>T (p.R499X), c.1534C>T (p.R512C), c.1539_1540insCCC (p.R514PfsX38), c.1556T>C (p.L519P), c.1606A>G (p.N536D) Sequencing | NM_000532:1-15

Pseudocholinesterase Deficiency (BCHE): Mutations (1): ♂ Genotyping | c.293A>G (p.D98G) Sequencing | NM_000055:2-4

Pycnodysostosis (CTSK): Mutations (2): ♂ Genotyping | c.990A>G (p.X330W), c.926T>C (p.L309P) Sequencing | NM_000396:2-8

Pyruvate Carboxylase Deficiency (PC): Mutations (15): ♂ Genotyping | c.1892G>A (p.R631Q), c.184C>T (p.R62C), c.2540C>T (p.A847V), c.1351C>T (p.R451C), c.467G>A (p.R156Q), c.1828G>T (p.A610S), c.2229G>T (p.M743I), c.434T>C (p.V145A), c.1748G>T (p.R583I), c.2491_2492delGT (p.V831fs), c.3409_3410delCT (p.L1137fs), c.2493_2494delGT (p.F832fs), c.2876_2877insT (p.F959fs), c.2473+2_2473+5delTAGG, c.1828G>A (p.A610T) Sequencing | NM_022172:2-21

Pyruvate Dehydrogenase Deficiency (PDHB): Mutations (2): ♂ Genotyping | c.395A>G (p.Y132C), c.1030C>T (p.P344S) Sequencing | NM_000925:1-10

Renal Tubular Acidosis and Deafness (ATP6V1B1): Mutations (7): ♂ Genotyping | c.242T>C (p.L81P), c.232G>A (p.G78R), c.1248+1G>C, c.585+1G>A, c.497delC (p.T166fs), c.1037C>G (p.P346R), c.1155_1156insC (p.I386fs) Sequencing | NM_001692:1-14

Retinal Dystrophies: RLBP1 Related (RLBP1): Mutations (3): ♂ Genotyping | c.700C>T (p.R234W), c.141G>A (p.K47=), c.141+2T>C Sequencing | NM_000326:3-9

Retinal Dystrophies: RPE65 Related (RPE65): Mutations (12): ♂ Genotyping | c.1292A>G (p.Y431C), c.1102T>C (p.Y368H), c.11+5G>A, c.700C>T (p.R234X), c.1087C>A (p.P363T), c.1022T>C (p.L341S), c.271C>T (p.R91W), c.1355T>G (p.V452G), c.1543C>T (p.R515W), c.907A>T (p.K303X), c.1067delA (p.N356fs), c.95-2A>T (IVS2-2A>T) Sequencing | NM_000329:1-14

Retinitis Pigmentosa: CERKL Related (CERKL): Mutations (5): ♂ Genotyping | c.420delT (p.I141fs), c.598A>T (p.K200X), c.780delT (p.P261fs), c.769C>T (p.R257X), c.238+1G>A (IVS1+1G>A) Sequencing | NM_201548:1-13

Retinitis Pigmentosa: DHDDS Related (DHDDS): Mutations (1): ♂ Genotyping | c.124A>G (p.K42E) Sequencing | NM_024887:2-9

Retinitis Pigmentosa: FAM161A Related (FAM161A): Mutations (5): ♂ Genotyping | c.685C>T (p.R229X), c.1309A>T, c.1355_1356delCA (p.T452fs), c.1567C>T (p.R523X), c.1786C>T (p.R596X) Sequencing | NM_001201543:1-7

Rhizomelic Chondrodysplasia Punctata: Type I (PEX7): Mutations (8): ♂ Genotyping | c.903+1G>C, c.649G>A (p.G217R), c.875T>A (p.L292X), c.40A>C (p.T14P), c.45_52insGGGACGCC (p.H18RfsX35), c.120C>G (p.Y40X), c.345T>G (p.Y115X), c.653C>T (p.A218V) Sequencing | NM_000288:1-10

Salla Disease (SLC17A5): Mutations (5): ♂ Genotyping | c.802_816delTCATCATAAGAAAT (p.L336fsX13), c.406A>G (p.K136E), c.115C>T (p.R39C), c.548A>G (p.H183R), c.1001C>G (p.P334R) Sequencing | NM_012434:1-11

Sandhoff Disease (HEXB): Mutations (14): ♂ Genotyping | c.76delA, c.445+1G>A, c.850C>T (p.R284X), c.508C>T (p.R170X), c.796T>G (p.Y266D), c.845G>A (p.G282E), c.800_816delCACAAATGATGTCCTG (p.T267fs), c.1082+5G>A, c.1250C>T (p.P417L), c.1615C>T (p.R539C), c.1514G>A (p.R505Q), c.1303_1304delAG (p.R435fs), c.1509-26G>A, c.1597C>T (p.R533C) Sequencing | NM_000521:1-14

Sanfilippo Syndrome: Type A (SGSH): Mutations (11): ♂ Genotyping | c.734G>A (p.R245H), c.220C>T (p.R74C), c.197C>G (p.S66W), c.449G>A (p.R150Q), c.1339G>A (p.E447K), c.1105G>A (p.E369K), c.1298G>A (p.R433Q), c.383C>T (p.P128I), c.617G>C (p.R206P), c.892T>C (p.S298P), c.1080delC (p.T360fs) Sequencing | NM_000199:1-8

Sanfilippo Syndrome: Type B (NAGLU): Mutations (10): ♂ Genotyping | c.2021G>A (p.R674H), c.889C>T (p.R297X), c.1928G>A (p.R643H), c.1927C>T (p.R643C), c.1562C>T (p.P521L), c.1444C>T (p.R482W), c.1693C>T (p.R565W), c.1694G>C (p.R565P), c.700C>T (p.R234C), c.1876C>T (p.R626X) Sequencing | NM_000263:2-6

Sanfilippo Syndrome: Type C (HGSNAT): Mutations (13): ♂ Genotyping | c.848C>T (p.P283L,p.P311L), c.962T>G (p.L321X), c.1529T>A (p.M510K), c.1030C>T (p.R344C), c.1553C>T (p.S518F), c.1150C>T (p.R384X), c.493+1G>A (IVS4+1G>A), c.372-2A>G (IVS3-2A>G), c.1622C>T (p.S541L), c.852-1G>A, c.525_526insT (p.A175fsX), c.1345insG (p.D449fsX), c.234+1G>A (IVS2+1G>A) Sequencing | NM_152419:2-18

Sanfilippo Syndrome: Type D (GNS): Mutations (5): ♂ Genotyping | c.1063C>T (p.R355X), c.1168C>T (p.Q390X), c.1226insG (p.R409fsX), c.1138insGTCT (p.D380fsX), c.1169delA (p.Q390fsX) Sequencing | NM_002076:1-14

Short-Chain Acyl-CoA Dehydrogenase Deficiency (ACADS): Mutations (5): ♂ Genotyping | c.1058C>T (p.S353L), c.1138C>T (p.R380W), c.1147C>T (p.R383C), c.319C>T (p.R107C), c.575C>T (p.A192V) Sequencing | NM_000017:1-10

Sickle-Cell Anemia (HBB): Mutations (1): ♂ Genotyping | c.20A>T (p.E7V) Sequencing | NM_000518:1-3

Sjogren-Larsson Syndrome (ALDH3A2): Mutations (2): ♂ Genotyping | c.943C>T (p.P315S), c.1297_1298delGA (p.E433fs) Sequencing | NM_001031806:1-10

Sly Syndrome (GUSB): Mutations (5): ♂ Genotyping | c.526C>T (p.L176F), c.1244C>T (p.P415I), c.1222C>T (p.P408S), c.1856C>T (p.A629V), c.1429C>T (p.R477W) Sequencing | NM_000181:1-12

Smith-Lemli-Opitz Syndrome (DHCR7): Mutations (50): ♂ Genotyping | c.964-1G>C, c.356A>T (p.H119I), c.1054C>T (p.R352W), c.1210C>T (p.R404C), c.278C>T (p.T93M), c.1055G>A (p.R352G), c.1139G>A (p.C380Y), c.1337G>A (p.R446Q), c.452G>A (p.W151X), c.453G>A (p.W151X), c.744G>T (p.W248C), c.976G>T (p.V326I), c.326T>C (p.L109P), c.470T>C (p.L157P), c.1342G>A (p.E448K), c.1228G>A (p.G410S), c.906C>G (p.F302L), c.725G>A (p.R242H), c.724C>T (p.R242C), c.506C>T (p.S169L), c.1A>G, c.670G>A (p.E224K), c.818T>G (p.V273G), c.203T>C (p.L68P), c.292C>T (p.Q98X), c.532A>T (p.I178F), c.545G>T (p.W182L), c.682C>T (p.R228W), c.575C>T (p.S192F), c.1295A>G (p.Y432C), c.1039G>A (p.G347S), c.1079T>C (p.L360P), c.1424T>C (p.F475S), c.1190C>T (p.S397L), c.1351T>C (p.C451R), c.853_855delTTC (p.285delF), c.1327C>T (p.R443C), c.151C>T (p.P51S), c.296T>C (p.L99P), c.443T>G (p.L148R), c.502T>A (p.F168I), c.523G>C (p.D175H), c.536C>T (p.P179L), c.728C>G (p.P243R), c.852C>A (p.F284I), c.861C>A (p.N287K), c.970T>C (p.Y324H), c.1384T>C (p.Y462H), c.1406G>C (p.R469P), c.111G>A (p.W37X) Sequencing | NM_001360:3-9

Spinal Muscular Atrophy: SMN1 Linked (SMN1): Mutations (19): ♂ Genotyping | DEL EXON 7, c.22_23insA, c.43C>T (p.Q15X), c.91_92insT, c.305G>A (p.W102X), c.400G>A (p.E134K), c.439_443delGAAGT, c.558delA, c.585_586insT, c.683T>A (p.L228X), c.734C>T (p.P245I), c.768_778dupTCTGATGCTT, c.815A>G (p.Y272C), c.821C>T (p.T274I), c.823G>A (p.G275S), c.834+2T>G, c.835-18_835-12delCCTTTAT, c.835G>T, c.836G>T dPCR | DEL EXON 7

Stargardt Disease (ABCA4): Mutations (16): ♂ Genotyping | c.3083C>T (p.A1028V), c.52C>T (p.R18W), c.5338C>G (p.P1780A), c.1018T>G (p.Y340D), c.2461T>A (p.W821R), c.2565G>A (p.W855X), c.3106G>A (p.E1036K), c.3210_3211insGT (p.S1071Vfs), c.634C>T (p.R212C), c.3113C>T (p.A1038V), c.1622T>C (p.L541P), c.3364G>A (p.E1122K), c.6079C>T (p.L2027F), c.2588G>C (p.G863A), c.1938-1G>A, c.571-2A>G Sequencing | NM_000350:1-50

Stuve-Wiedemann Syndrome (LIFR): Mutations (9): ♂ Genotyping | c.2472_2476delTATGT, c.2434C>T (p.R812X), c.2274_2275insT, c.1789C>T (p.R597X), c.1601-2A>G, c.1620_1621insA, c.756_757insT (p.K253X), c.653_654insT, c.170delC Sequencing | NM_002310:2-20

Sulfate Transporter-Related Osteochondrodysplasia (SLC26A2): Mutations (7): ♂ Genotyping | c.1018_1020delGTT (p.340delV), c.-26+2T>C, c.532C>T (p.R178X), c.835C>T (p.R279W), c.1957T>A (p.C653S), c.398C>T (p.A133V), c.764G>A (p.G255E) Sequencing | NM_000112:1-3

Tay-Sachs Disease (HEXA): Mutations (78): ♂ Genotyping | c.1073+1G>A, c.1277_1278insTATC, c.1421+1G>C, c.805+1G>A, c.532C>T (p.R178C), c.533G>A (p.R178H), c.805G>A (p.G269S), c.1510C>T (p.R504C), c.1496G>A (p.R499H), c.509G>A (p.R170Q), c.1003A>T (p.I335F), c.910_912delTTC (p.305delF), c.749G>A (p.G250D), c.632T>C (p.F211S), c.629C>T (p.S210F), c.613delC, c.611A>G (p.H204R), c.598G>A (p.V200M), c.590A>C (p.K197T), c.571-1G>T, c.540C>G (p.Y180X), c.538T>C (p.Y180H), c.533G>T (p.R178L),

c.508C>T (p.R170W), c.409C>T (p.R137X), c.380T>G (p.L127R), c.346+1G>C, c.116T>G (p.L139R), c.78G>A (p.W26X), c.1A>G (p.M1V), c.1495C>T (p.R499C), c.459+5G>A (IVS4+5G>A), c.1422-2A>G, c.535C>T (p.H179Y), c.1141delG (p.V381fs), c.796T>G (p.W266G), c.155C>A (p.S52X), c.426delT (p.F142fs), c.413-2A>G, c.570+3A>G, c.536A>G (p.H179R), c.1146+1G>A, c.736G>A (p.A246T), c.1302C>G (p.F434L), c.778C>T (p.P260S), c.1008G>T (p.Q336H), c.1385A>T (p.E462V), c.964G>A (p.D322N), c.340G>A (p.E114K), c.1432G>A (p.G478R), c.1178G>C (p.R393P), c.805+1G>C, c.1426A>T (p.R476X), c.623A>T (p.D208V), c.1537C>T (p.Q513X), c.1511G>T (p.R504L), c.1307_1308delTA (p.I436fs), c.571-8A>G, c.624_627delTCT (p.D208fs), c.1211_1212delTG (p.L404fs), c.621T>G (p.D207E), c.1511G>A (p.R504H), c.1177C>T (p.R393X), c.2T>C (p.M1T), c.1292G>A (p.W431X), c.947_948insA (p.Y316fs), c.607T>G (p.W203G), c.1061_1063delTCT (p.F354_Y355delinsX), c.615delG (p.L205fs), c.805+2T>C, c.1123delG (p.E375fs), c.1121A>G (p.Q374R), c.1043_1046delTCAA (p.F348fs), c.1510delC (p.R504fs), c.1451T>C (p.L484P), c.964G>T (p.D322Y), c.1351C>G (p.L451V), c.571-2A>G (IVS5-2A>G) Sequencing | NM_000520:1-14

Trichohepatoenteric Syndrome: Type 1 (TTC37): Mutations (9): ♂ Genotyping | c.3847G>A (p.D1283N), c.751G>A (p.G251R), c.2251C>T (p.Q751X), c.439C>T (p.Q147X), c.2808G>A (p.W936X), c.2515+1G>C, c.4620+1G>C, c.1632+1delG, c.2578-7delTTTTT Sequencing | NM_014639:4-43

Tyrosine Hydroxylase Deficiency (TH): Mutations (1): ♂ Genotyping | c.698G>A (p.R233H) Sequencing | NM_199292:1-14

Tyrosinemia: Type I (FAH): Mutations (10): ♂ Genotyping | c.1062+5G>A, c.554-1G>T, c.607-6T>G, c.707-1G>C, c.782C>T (p.P261L), c.1069G>T (p.E357X), c.786G>A (p.W262X), c.698A>T (p.D233V), c.1009G>A (p.G337S), c.192G>T (p.Q64H) Sequencing | NM_000137:1-14

Tyrosinemia: Type II (TAT): Mutations (5): ♂ Genotyping | c.169C>T (p.R57X), c.668C>G (p.S223X), c.1249C>T (p.R417X), c.1085G>T (p.G362V), c.236-5A>G Sequencing | NM_000353:2-12

Usher Syndrome: Type 1B (MYO7A): Mutations (13): ♂ Genotyping | c.93C>A (p.C31X), c.448C>T (p.R150X), c.634C>T (p.R212C), c.635G>A (p.R212H), c.700C>T (p.Q234X), c.1797G>A (p.M599I), c.1996C>T (p.R666X), c.2476G>A (p.A826T), c.3719G>A (p.R1240Q), c.5581C>T (p.R1861X), c.6025delG (p.A2009fs), c.640G>A (p.G214R), c.1190C>A (p.A397D) Sequencing | NM_000260:2-49

Usher Syndrome: Type 1C (USH1C): Mutations (5): ♂ Genotyping | c.IVS5+1G>A, c.238_239insC, c.216G>A (p.V72fs), c.91C>T (p.R31X), c.36+1G>T Sequencing | NM_153676:1-27

Usher Syndrome: Type 1D (CDH23): Mutations (15): ♂ Genotyping | c.172C>T (p.Q58X), c.3367C>T (p.Q1123X), c.3617C>G (p.P1206R), c.3713_3714delCT (p.S1238fs), c.3880C>T (p.Q1294X), c.4069C>T (p.Q1357X), c.4488G>C (p.Q1496H), c.4504C>T (p.R1502X), c.5237G>A (p.R1746Q), c.5985C>A (p.Y1995X), c.6307G>T (p.E2103X), c.7549A>G (p.S2517G), c.8230G>A (p.G2744S), c.8497C>G (p.R2833G), c.9524G>A (p.R3175H) Sequencing | NM_022124:2-68

Usher Syndrome: Type 1F (PCDH15): Mutations (7): ♂ Genotyping | c.733C>T (p.R245X), c.2067C>A (p.Y684X), c.7C>T (p.R3X), c.1942C>T (p.R648X), c.1101delT (p.A367fsX), c.2800C>T (p.R934X), c.4272delA (p.L1425fs) Sequencing | NM_001142763:2-35

Usher Syndrome: Type 2A (USH2A): Mutations (22): ♂ Genotyping | c.14020A>G (p.R4674G), c.12067-2A>G, c.4338_4339delCT (p.C1447fs), c.2299delG (p.E7675fsX21), c.2209C>T (p.R737X), c.1256G>T (p.C419F), c.1000C>T (p.R334W), c.923_924insGCCA (p.H308fs), c.12708T>A (p.C4236X), c.13576C>T (p.R4526X), c.1840+1G>A, c.11328T>G (p.Y3776X), c.5329C>T (p.R1777W), c.9165_9168delCTA (p.I3055MfsX2), c.9469C>T (p.Q3157X), c.1876C>T (p.R626X), c.7123delG (p.G2375fs), c.9492_9498delTGATGAG (p.D3165fs), c.6235A>T (p.K2079X), c.14403C>G (p.Y4801X), c.3788G>A (p.W1263X), c.11328T>A (p.Y3776X) Sequencing | NM_206933:2-72

Usher Syndrome: Type 3 (CLRN1): Mutations (5): ♂ Genotyping | c.144T>G (p.N48K), c.131T>A (p.M120K), c.567T>G (p.Y189X), c.634C>T (p.Q212X), c.221T>C (p.L74P) Sequencing | NM_001195794:1-4

Very Long-Chain Acyl-CoA Dehydrogenase Deficiency (ACADVL): Mutations (29): ♂ Genotyping | c.779C>T (p.T260M), c.848T>C (p.V283A), c.1144A>C (p.K382Q), c.1226C>T (p.T409M), c.1322G>A (p.G441D), c.1372T>C (p.F458L), c.1405C>T (p.R469W), c.1837C>T (p.R613W), c.553G>A (p.G185S), c.739A>C (p.K247Q), c.37C>T (p.Q13X), c.265C>T (p.P89S), c.272C>A (p.P91Q), c.364A>G (p.N122D), c.388_391delGAGA (p.E130fs), c.520G>A (p.V174M), c.856A>G (p.R286G), c.1606_1609delGCAG (p.A536fs), c.1531C>T (p.R511W), c.1512G>T (p.E504D), c.664G>A (p.G222R), c.685C>T (p.R229X), c.577G>C (p.G193R), c.881G>A (p.G294E), c.753-2A>C (IVS8-2A>C), c.1349G>A (p.R450H), c.1358G>A (p.R453Q), c.790A>G (p.K264E), c.1246G>A (p.A416T) Sequencing | NM_000018:1-20

Walker-Warburg Syndrome (FKTN): Mutations (5): ♂ Genotyping | c.1167insA (p.F390fs), c.139C>T (p.R47X), c.748T>G (p.C250G), c.648-1243G>T (IVS5-1243G>T), c.515A>G (p.H172R) Sequencing | NM_006731:2-10

Werner Syndrome (WRN): Mutations (8): ♂ Genotyping | c.3139-1G>C (IVS25-1G>C), c.3913C>T (p.R1305X), c.3493C>T (p.Q1165X), c.1730A>T (p.K577M), c.1336C>T (p.R368X), c.3686A>T (p.Q1229L), c.3915_3916insA (p.R1306fs), c.2089-3024A>G Sequencing | NM_000553:2-35

Wilson Disease (ATP7B): Mutations (17): ♂ Genotyping | c.1340_1343delAAAC, c.2304delC (p.M769Cfs), c.2332C>G (p.R778G), c.3207C>A (p.H1069Q), c.2333G>T (p.R778L), c.2336G>A (p.W779X), c.2337G>A (p.W779X), c.2906G>A (p.R969Q), c.1934T>G

(p.M645R), c.2123T>C (p.L708P), c.-370_-394delTGGCCGAGACCGCGG, c.3191A>C (p.E1064A), c.845delT (p.L282Pfs), c.3817C>T (p.P1273S), c.3683G>C (p.R1228T), c.3809A>G (p.N1270S), c.2293G>A (p.D765N) Sequencing | NM_000053:1-21

Wolcott-Rallison Syndrome (EIF2AK3): Mutations (5): ♂ Genotyping | c.1409C>G (p.S470X), c.1262delA (p.N421fs), c.1570delGAAA (p.E524fsX), c.478delG (p.A160fs), c.1047_1060delAGTCCATCCATCA (p.V350Sfs) Sequencing | NM_004836:1-17

Wolman Disease (LIPA): Mutations (3): ♂ Genotyping | c.964C>T (p.Q322X), c.419G>A (p.W140X), c.260G>T (p.G87V) Sequencing | NM_001127605:2-10

Xeroderma Pigmentosum: Group A (XPA): Mutations (7): ♂ Genotyping | c.172+2T>G, c.323G>T (p.C108F), c.374delC (p.T125fs), c.682C>T (p.R228X), c.619C>T (p.R207X), c.348T>A (p.Y116X), c.390-1G>C Sequencing | NM_000380:1-6

Xeroderma Pigmentosum: Group C (XPC): Mutations (5): ♂ Genotyping | c.1735C>T (p.R579X), c.566_567delAT (p.Y189fs), c.413-9T>A, c.413-24A>G, c.1643_1644delTG (p.V548fs) Sequencing | NM_004628:1-16

Zellweger Spectrum Disorders: PEX1 Related (PEX1): Mutations (3): ♂ Genotyping | c.2528G>A (p.G843D), c.2916delA (p.G973fs), c.2097insT (p.I700fs) Sequencing | NM_000466:1-24

Zellweger Spectrum Disorders: PEX10 Related (PEX10): Mutations (2): ♂ Genotyping | c.764_765insA, c.874_875delCT Sequencing | NM_153818:2-6

Zellweger Spectrum Disorders: PEX2 Related (PEX2): Mutations (1): ♂ Genotyping | c.355C>T (p.R119X) Sequencing | NM_001172087:1-3

Zellweger Spectrum Disorders: PEX6 Related (PEX6): Mutations (8): ♂ Genotyping | c.1130+1G>A (IVS3+1G>A), c.1688+1G>A (IVS7+1G>A), c.1962-1G>A (p.L655fsX3), c.1301delC (p.S434fs), c.1601T>C (p.L534P), c.511insT (p.G171Wfs), c.802_815delGACGGACTGGCGCT (p.D268Cfs), c.1715C>T (p.T572I) Sequencing | NM_000287:1-17

Residual Risk Information

Detection rates are calculated from the primary literature and may not be available for all ethnic populations. The values listed below are for genotyping. Sequencing provides higher detection rates and lower residual risks for each disease. More precise values for sequencing may become available in the future.

Disease	Carrier Rate	Detection Rate	Residual Risk
11-Beta-Hydroxylase-Deficient Congenital Adrenal Hyperplasia	♂ Moroccan Jewish: 1/39	91.67%	1/468
17-Alpha-Hydroxylase Deficiency	♂ Brazilian: Unknown	54.55%	Unknown
	♂ Japanese: Unknown	45.45%	Unknown
17-Beta-Hydroxysteroid Dehydrogenase Deficiency	♂ Arab: 1/8	>99%	<1/800
	♂ Dutch: 1/192	13.89%	1/223
21-Hydroxylase-Deficient Classical Congenital Adrenal Hyperplasia	♂ European: 1/62	27.65%	1/86
	♂ General: 1/62	29.34%	1/88
21-Hydroxylase-Deficient Nonclassical Congenital Adrenal Hyperplasia	♂ Argentinian: 1/4	<10%	1/4
	♂ European: 1/16	<10%	1/16
3-Beta-Hydroxysteroid Dehydrogenase Deficiency	♂ General: Unknown	16.13%	Unknown
3-Methylcrotonyl-CoA Carboxylase Deficiency: MCCA Related	♂ European: 1/146	26.32%	1/198
	♂ General: 1/112	37.50%	1/179
3-Methylcrotonyl-CoA Carboxylase Deficiency: MCCB Related	♂ General: 1/112	35.29%	1/173
	♂ Japanese: 1/112	33.33%	1/168
	♂ Korean: 1/141	66.67%	1/423
	♂ Turkish: 1/112	24.07%	1/148
3-Methylglutaconic Aciduria: Type 3	♂ Iraqi Jewish: 1/10	>99%	<1/1,000
3-Phosphoglycerate Dehydrogenase Deficiency	♂ Ashkenazi Jewish: 1/400	>99%	<1/40,000
5-Alpha Reductase Deficiency	♂ Dominican: Unknown	>99%	Unknown
	♂ Mexican: Unknown	68.75%	Unknown
6-Pyruvoyl-Tetrahydropterin Synthase Deficiency	♂ Chinese: 1/183	78.95%	1/869
	♂ East Asian: 1/180	64.20%	1/503
ARSACS	♂ French Canadian: 1/22	95.45%	1/484
Abetalipoproteinemia	♂ Ashkenazi Jewish: 1/131	>99%	<1/13,100
Acrodermatitis Enteropathica	♂ Arab: Unknown	40.00%	Unknown
	♂ Egyptian: Unknown	33.33%	Unknown
	♂ French: Unknown	27.78%	Unknown
	♂ Tunisian: Unknown	77.78%	Unknown
Acute Infantile Liver Failure: TRMU Related	♂ Yemenite Jewish: 1/40	71.43%	1/140
Acyl-CoA Oxidase I Deficiency	♂ General: Unknown	35.00%	Unknown
	♂ Japanese: Unknown	42.86%	Unknown
Adenosine Deaminase Deficiency	♂ General: 1/388	36.96%	1/615

Disease	Carrier Rate	Detection Rate	Residual Risk
Alkaptonuria	♂ Dominican: Unknown	>99%	Unknown
	♂ Finnish: 1/251	60.00%	1/628
	♂ Slovak: 1/69	59.38%	1/170
Alpha Thalassemia	♂ General: 1/48	50.67%	1/97
Alpha-1-Antitrypsin Deficiency	♂ European: 1/35	95.00%	1/700
	♂ General: Unknown	95.00%	Unknown
Alpha-Mannosidosis	♂ European: 1/354	30.23%	1/507
	♂ General: 1/354	35.19%	1/546
Alport Syndrome: COL4A3 Related	♂ Dutch: 1/409	22.73%	1/529
Alport Syndrome: COL4A4 Related	♂ General: 1/409	26.67%	1/558
Amegakaryocytic Thrombocytopenia	♂ Ashkenazi Jewish: 1/76	>99%	<1/7,600
	♂ General: Unknown	64.81%	Unknown
Andermann Syndrome	♂ French Canadian: 1/24	99.38%	1/3,888
Antley-Bixler Syndrome	♂ General: Unknown	45.65%	Unknown
	♂ Japanese: Unknown	60.47%	Unknown
Argininemia	♂ Chinese: Unknown	40.00%	Unknown
	♂ French Canadian: Unknown	75.00%	Unknown
	♂ Japanese: Unknown	>99%	Unknown
Argininosuccinate Lyase Deficiency	♂ European: 1/133	57.41%	1/312
	♂ Saudi Arabian: 1/80	51.72%	1/166
Aromatase Deficiency	♂ General: Unknown	25.00%	Unknown
Arthrogryposis, Mental Retardation, & Seizures	♂ Ashkenazi Jewish: 1/205	>99%	<1/20,500
Asparagine Synthetase Deficiency	♂ Iranian Jewish: 1/80	>99%	<1/8,000
Aspartylglycosaminuria	♂ Finnish: 1/69	96.12%	1/1,780
Ataxia with Vitamin E Deficiency	♂ European: 1/274	80.00%	1/1,370
	♂ Italian: 1/224	97.73%	1/9,856
	♂ North African: 1/159	>99%	<1/15,900
Ataxia-Telangiectasia	♂ Costa Rican: 1/100	68.52%	1/318
	♂ North African Jewish: 1/81	96.97%	1/2,673
	♂ Norwegian: 1/197	50.00%	1/394
	♂ Sardinians: Unknown	85.71%	Unknown
	♂ US Amish: Unknown	>99%	Unknown
Autosomal Recessive Polycystic Kidney Disease	♂ Finnish: 1/45	84.21%	1/285
	♂ French: 1/71	62.50%	1/189
	♂ General: 1/71	37.11%	1/113
Bardet-Biedl Syndrome: BBS1 Related	♂ General: 1/376	70.27%	1/1,265
	♂ Northern European: 1/376	85.90%	1/2,666
	♂ Puerto Rican: Unknown	90.00%	Unknown
Bardet-Biedl Syndrome: BBS10 Related	♂ General: 1/404	47.79%	1/774
Bardet-Biedl Syndrome: BBS11 Related	♂ Bedouin: 1/59	>99%	<1/5,900
Bardet-Biedl Syndrome: BBS12 Related	♂ General: Unknown	50.00%	Unknown

Disease	Carrier Rate	Detection Rate	Residual Risk
Bardet-Biedl Syndrome: BBS2 Related	♂ Ashkenazi Jewish: Unknown	>99%	Unknown
	♂ General: 1/638	38.46%	1/1,037
	♂ Middle Eastern: Unknown	>99%	Unknown
Bare Lymphocyte Syndrome: Type II	♂ General: Unknown	66.67%	Unknown
Barter Syndrome: Type 4A	♂ General: 1/457	81.82%	1/2,514
Beta Thalassemia	♂ African American: 1/75	84.21%	1/475
	♂ Indian: 1/24	74.12%	1/93
	♂ Sardinians: 1/23	97.14%	1/804
	♂ Spaniard: 1/51	93.10%	1/739
Beta-Hexosaminidase Pseudodeficiency	♂ Ashkenazi Jewish: Unknown	>99%	Unknown
	♂ General: Unknown	>99%	Unknown
Beta-Ketothiolase Deficiency	♂ Japanese: Unknown	58.33%	Unknown
	♂ Spaniard: Unknown	90.00%	Unknown
Biotinidase Deficiency	♂ General: 1/123	78.32%	1/567
Bloom Syndrome	♂ Ashkenazi Jewish: 1/134	96.67%	1/4,020
	♂ European: Unknown	66.22%	Unknown
	♂ Japanese: Unknown	50.00%	Unknown
Canavan Disease	♂ Ashkenazi Jewish: 1/55	98.86%	1/4,840
	♂ European: Unknown	53.23%	Unknown
Carnitine Palmitoyltransferase IA Deficiency	♂ General: Unknown	38.89%	Unknown
	♂ Hutterite: 1/16	>99%	<1/1,600
	♂ Japanese: 1/101	66.67%	1/303
Carnitine Palmitoyltransferase II Deficiency	♂ Ashkenazi Jewish: Unknown	>99%	Unknown
	♂ General: Unknown	71.43%	Unknown
Carnitine-Acylcarnitine Translocase Deficiency	♂ Asian: Unknown	95.45%	Unknown
	♂ General: Unknown	18.75%	Unknown
Carpenter Syndrome	♂ Brazilian: Unknown	40.00%	Unknown
	♂ Northern European: Unknown	85.00%	Unknown
Cartilage-Hair Hypoplasia	♂ Finnish: 1/76	93.33%	1/1,140
	♂ US Amish: 1/19	>99%	<1/1,900
Cerebrotendinous Xanthomatosis	♂ Dutch: Unknown	78.57%	Unknown
	♂ Italian: Unknown	45.95%	Unknown
	♂ Japanese: Unknown	92.86%	Unknown
	♂ Moroccan Jewish: 1/6	87.50%	1/48
Chediak-Higashi Syndrome	♂ General: Unknown	19.64%	Unknown
Cholesteryl Ester Storage Disease	♂ General: 1/101	68.97%	1/325
Choreoacanthocytosis	♂ Ashkenazi Jewish: Unknown	66.67%	Unknown
Chronic Granulomatous Disease: CYBA Related	♂ Iranian: Unknown	71.43%	Unknown
	♂ Japanese: 1/274	>99%	<1/27,400
	♂ Korean: 1/105	>99%	<1/10,500

Disease	Carrier Rate	Detection Rate	Residual Risk
	♂ Moroccan Jewish: 1/234	>99%	<1/23,400
Citrin Deficiency	♂ Japanese: 1/70	>99%	<1/7,000
Citrullinemia: Type I	♂ European: 1/120	18.18%	1/147
	♂ General: 1/120	52.27%	1/251
	♂ Japanese: Unknown	64.71%	Unknown
	♂ Mediterranean: 1/120	50.00%	1/240
Classical Galactosemia	♂ African American: 1/78	73.13%	1/290
	♂ Ashkenazi Jewish: 1/127	>99%	<1/12,700
	♂ Dutch: 1/91	75.47%	1/371
	♂ European: 1/112	88.33%	1/960
	♂ General: 1/125	80.00%	1/625
	♂ Irish: 1/76	91.30%	1/874
	♂ Irish Travellers: 1/14	>99%	<1/1,400
Cockayne Syndrome: Type A	♂ Christian Arab: Unknown	50.00%	Unknown
Cockayne Syndrome: Type B	♂ General: 1/378	19.30%	1/468
Cohen Syndrome	♂ European: Unknown	19.05%	Unknown
	♂ Finnish: 1/140	67.24%	1/427
	♂ US Amish: 1/12	>99%	<1/1,200
Combined Pituitary Hormone Deficiency: PROP1 Related	♂ European: 1/45	93.29%	1/671
	♂ General: 1/45	82.35%	1/255
Congenital Disorder of Glycosylation: Type 1A: PMM2 Related	♂ Danish: 1/71	90.00%	1/710
	♂ Dutch: 1/68	39.29%	1/112
	♂ European: 1/71	55.33%	1/159
Congenital Disorder of Glycosylation: Type 1B: MPI Related	♂ French: Unknown	54.17%	Unknown
	♂ French: Unknown	59.09%	Unknown
	♂ General: Unknown	86.21%	Unknown
Congenital Ichthyosis: ABCA12 Related	♂ North African: Unknown	>99%	Unknown
	♂ South Asian: Unknown	66.67%	Unknown
Congenital Insensitivity to Pain with Anhidrosis	♂ Japanese: Unknown	56.52%	Unknown
	♂ Moroccan Jewish: Unknown	>99%	Unknown
Congenital Lipoid Adrenal Hyperplasia	♂ Japanese: 1/201	51.11%	1/411
	♂ Korean: 1/251	63.64%	1/690
Congenital Myasthenic Syndrome: CHRNE Related	♂ European Gypsy: 1/26	>99%	<1/2,600
	♂ North African: Unknown	60.87%	Unknown
Congenital Myasthenic Syndrome: DOK7 Related	♂ European: 1/472	19.05%	1/583
	♂ General: 1/472	18.75%	1/581
Congenital Myasthenic Syndrome: RAPSN Related	♂ General: 1/437	88.57%	1/3,824
	♂ Non-Ashkenazi Jewish: Unknown	>99%	Unknown

Disease	Carrier Rate	Detection Rate	Residual Risk	Disease	Carrier Rate	Detection Rate	Residual Risk	
Congenital Neutropenia: Recessive	♂ English: Unknown	11.76%	Unknown	Familial Dysautonomia	♂ Saudi Arabian: 1/38	>99%	<1/3,800	
	♂ Japanese: Unknown	22.22%	Unknown		♂ Ashkenazi Jewish: 1/31	>99%	<1/3,100	
	♂ Turkish: Unknown	89.47%	Unknown		Familial Hyperinsulinism: Type 1: ABCC8 Related	♂ Ashkenazi Jewish: 1/52	98.75%	1/4,160
Corneal Dystrophy and Perceptive Deafness	♂ General: Unknown	71.43%	Unknown	♂ Finnish: 1/101		45.16%	1/184	
	Corticosterone Methylxidase Deficiency	♂ Iranian Jewish: 1/32	>99%	<1/3,200	Familial Hyperinsulinism: Type 2: KCNJ11 Related	♂ Arab: Unknown	40.00%	Unknown
Crigler-Najjar Syndrome		♂ Sardinians: Unknown	80.00%	Unknown		Familial Mediterranean Fever	♂ Arab: 1/4	51.27%
	♂ Tunisian: Unknown	>99%	Unknown	♂ Armenian: 1/5	94.51%		1/91	
Cystic Fibrosis	♂ African American: 1/62	69.99%	1/207	♂ Ashkenazi Jewish: 1/81	40.95%	1/137		
	♂ Ashkenazi Jewish: 1/23	96.81%	1/721	♂ Iraqi Jewish: 1/4	76.92%	1/17		
	♂ Asian: 1/94	65.42%	1/272	♂ Israeli Jewish: 1/5	62.67%	1/13		
	♂ European: 1/25	94.96%	1/496	♂ Lebanese: 1/6	91.67%	1/72		
	♂ Hispanic American: 1/48	77.32%	1/212	♂ North African Jewish: 1/5	95.69%	1/116		
	♂ Native American: 1/53	84.34%	1/338	♂ Syrian: 1/6	85.14%	1/40		
	Cystinosis	♂ Dutch: 1/194	73.08%	1/721	♂ Turkish: 1/5	74.43%	1/20	
Cystinuria: Non-Type I		♂ French Canadian: 1/40	75.00%	1/160	Fanconi Anemia: Type A	♂ Moroccan Jewish: 1/100	>99%	<1/10,000
		♂ General: 1/194	54.51%	1/426		♂ Spanish Gypsy: 1/67	>99%	<1/6,700
Cystinuria: Type I	♂ European: 1/42	61.11%	1/108	Fanconi Anemia: Type C	♂ Ashkenazi Jewish: 1/101	>99%	<1/10,100	
	♂ General: 1/42	37.50%	1/67		♂ General: Unknown	30.00%	Unknown	
	♂ Libyan Jewish: 1/26	93.48%	1/399	Fanconi Anemia: Type G	♂ Black South African: 1/101	81.82%	1/556	
♂ United States: 1/42	56.25%	1/96	♂ French Canadian: Unknown		87.50%	Unknown		
Cystinuria: Type I	♂ European: 1/42	46.67%	1/79	♂ Japanese: Unknown	75.00%	Unknown		
	♂ Swedish: 1/159	55.88%	1/360	♂ Korean: Unknown	66.67%	Unknown		
D-Bifunctional Protein Deficiency	♂ General: 1/159	38.64%	1/259	Fanconi Anemia: Type J	♂ General: Unknown	86.36%	Unknown	
Diabetes: Recessive Permanent Neonatal	♂ General: Unknown	25.00%	Unknown	Fumarase Deficiency	♂ General: Unknown	30.00%	Unknown	
Du Pan Syndrome	♂ Pakistani: Unknown	>99%	Unknown	GM1-Gangliosidosis	♂ Eurodescent Brazilian: 1/66	62.15%	1/174	
Dyskeratosis Congenita: RTEL1 Related	♂ Ashkenazi Jewish: 1/203	>99%	<1/20,300		♂ European: 1/194	50.00%	1/388	
Dystrophic Epidermolysis Bullosa: Recessive	♂ Italian: Unknown	45.00%	Unknown	♂ General: 1/194	20.00%	1/243		
		♂ Mexican American: 1/345	56.25%	1/789	♂ Hispanic American: 1/194	58.33%	1/466	
Ehlers-Danlos Syndrome: Type VIIC	♂ Ashkenazi Jewish: Unknown	>99%	Unknown	♂ Japanese: Unknown	62.82%	Unknown		
Ellis-van Creveld Syndrome: EVC Related	♂ General: 1/123	32.14%	1/181	GRACILE Syndrome	♂ Finnish: 1/109	97.22%	1/3,924	
Ellis-van Creveld Syndrome: EVC2 Related	♂ General: Unknown	<10%	Unknown	Galactokinase Deficiency	♂ Japanese: 1/501	50.00%	1/1,002	
Enhanced S-Cone	♂ Ashkenazi Jewish: Unknown	90.48%	Unknown	Gaucher Disease	♂ Roma: 1/51	>99%	<1/5,100	
	♂ General: Unknown	52.50%	Unknown		♂ Ashkenazi Jewish: 1/15	87.16%	1/117	
Ethylmalonic Aciduria	♂ Arab/Mediterranean: Unknown	29.17%	Unknown	♂ General: 1/112	31.60%	1/164		
	♂ General: Unknown	38.24%	Unknown	♂ Spaniard: Unknown	44.29%	Unknown		
Familial Chloride Diarrhea	♂ Finnish: 1/51	>99%	<1/5,100	♂ Turkish: 1/236	59.38%	1/581		
	♂ Kuwaiti: 1/38	90.00%	1/380	Gitelman Syndrome	♂ European: 1/100	35.00%	1/154	
	♂ Polish: 1/224	45.24%	1/409		♂ European Gypsy: Unknown	>99%	Unknown	
				♂ General: 1/101	30.00%	1/144		
				♂ Taiwanese: Unknown	64.29%	Unknown		

Disease	Carrier Rate	Detection Rate	Residual Risk
Globoid Cell Leukodystrophy	♂ Dutch: 1/137	60.98%	1/351
	♂ European: 1/150	26.47%	1/204
	♂ Japanese: 1/150	36.00%	1/234
Glutaric Acidemia: Type I	♂ European: 1/164	57.78%	1/388
	♂ General: 1/164	25.51%	1/220
	♂ US Amish: 1/12	>99%	<1/1,200
Glutaric Acidemia: Type IIA	♂ General: Unknown	71.43%	Unknown
Glutaric Acidemia: Type IIB	♂ General: Unknown	33.33%	Unknown
Glutaric Acidemia: Type IIC	♂ Taiwanese: Unknown	>99%	Unknown
	♂ Turkish: Unknown	80.00%	Unknown
Glycine Encephalopathy: AMT Related	♂ General: Unknown	40.91%	Unknown
Glycine Encephalopathy: GLDC Related	♂ Finnish: 1/118	78.00%	1/536
	♂ General: 1/280	12.50%	1/320
Glycogen Storage Disease: Type IA	♂ Ashkenazi Jewish: 1/71	>99%	<1/7,100
	♂ Chinese: 1/159	80.00%	1/795
	♂ European: 1/177	76.88%	1/765
	♂ Hispanic American: 1/177	27.78%	1/245
	♂ Japanese: 1/177	89.22%	1/1,641
Glycogen Storage Disease: Type IB	♂ Australian: 1/354	50.00%	1/708
	♂ European: 1/354	45.74%	1/652
	♂ Japanese: 1/354	39.13%	1/582
Glycogen Storage Disease: Type II	♂ African American: 1/60	45.83%	1/111
	♂ Chinese: 1/112	72.00%	1/400
	♂ European: 1/97	51.76%	1/201
	♂ North African: Unknown	60.00%	Unknown
	♂ Faroese: 1/30	>99%	<1/3,000
Glycogen Storage Disease: Type III	♂ General: 1/159	39.81%	1/264
	♂ North African Jewish: 1/35	>99%	<1/3,500
	♂ Ashkenazi Jewish: 1/35	>99%	<1/3,500
Glycogen Storage Disease: Type IV	♂ General: 1/461	18.60%	1/566
	♂ Ashkenazi Jewish: 1/35	>99%	<1/3,500
Glycogen Storage Disease: Type V	♂ Caucasus Jewish: Unknown	>99%	Unknown
	♂ European: 1/159	60.71%	1/405
	♂ General: Unknown	74.10%	Unknown
	♂ Spaniard: 1/159	67.11%	1/483
	♂ Yemenite Jewish: Unknown	75.00%	Unknown
Glycogen Storage Disease: Type VII	♂ Ashkenazi Jewish: 1/250	>99%	<1/25,000
Guanidinoacetate Methyltransferase Deficiency	♂ General: Unknown	29.41%	Unknown
HMG-CoA Lyase Deficiency	♂ General: 1/159	40.00%	1/265
	♂ Japanese: Unknown	30.00%	Unknown
	♂ Portuguese: Unknown	86.36%	Unknown
	♂ Saudi Arabian: Unknown	93.33%	Unknown

Disease	Carrier Rate	Detection Rate	Residual Risk
Hemochromatosis: Type 2A: HFE2 Related	♂ European: Unknown	69.23%	Unknown
	♂ Mediterranean: Unknown	72.73%	Unknown
Hemochromatosis: Type 3: TFR2 Related	♂ Italian: Unknown	73.21%	Unknown
Hemoglobinopathy: Hb C	♂ African American: 1/51	>99%	<1/5,100
Hemoglobinopathy: Hb D	♂ Canadian: 1/64	>99%	<1/6,400
	♂ Indian: 1/16	>99%	<1/1,600
	♂ Iranian: 1/11	>99%	<1/1,100
Hemoglobinopathy: Hb E	♂ Cambodia: 1/4	>99%	<1/400
	♂ Chinese: 1/13	>99%	<1/1,300
	♂ Indian: 1/10	>99%	<1/1,000
Hemoglobinopathy: Hb O	♂ Thai: 1/9	>99%	<1/900
	♂ African American: 1/87	>99%	<1/8,700
Hereditary Fructose Intolerance	♂ Middle Eastern: Unknown	>99%	Unknown
	♂ European: 1/81	72.73%	1/297
	♂ Italian: 1/81	90.91%	1/891
Hereditary Spastic Paraplegia: TECPR2 Related	♂ Slavic: 1/81	>99%	<1/8,100
	♂ Bukharan Jewish: 1/75	>99%	<1/7,500
Herlitz Junctional Epidermolysis Bullosa: LAMA3 Related	♂ Pakistani: Unknown	>99%	Unknown
Herlitz Junctional Epidermolysis Bullosa: LAMB3 Related	♂ European: Unknown	70.00%	Unknown
Herlitz Junctional Epidermolysis Bullosa: LAMC2 Related	♂ General: 1/781	52.27%	1/1,636
	♂ Italian: Unknown	28.57%	Unknown
Hermansky-Pudlak Syndrome: Type 1	♂ Puerto Rican: 1/22	94.95%	1/436
Hermansky-Pudlak Syndrome: Type 3	♂ Ashkenazi Jewish: 1/235	>99%	<1/23,500
	♂ European: 1/434	12.50%	1/496
	♂ European: Unknown	54.17%	Unknown
Hermansky-Pudlak Syndrome: Type 4	♂ European: Unknown	54.17%	Unknown
Holocarboxylase Synthetase Deficiency	♂ European: 1/148	83.33%	1/888
	♂ Japanese: 1/159	76.92%	1/689
Homocystinuria Caused by CBS Deficiency	♂ European: 1/224	64.29%	1/627
	♂ Irish: 1/128	70.59%	1/435
	♂ Italian: 1/224	35.71%	1/348
	♂ Norwegian: 1/41	84.38%	1/262
	♂ Qatari: 1/22	>99%	<1/2,200
Hurler Syndrome	♂ Saudi Arabian: Unknown	92.31%	Unknown
	♂ Czech: 1/190	52.50%	1/400
	♂ European: 1/194	81.71%	1/1,061
Hurler Syndrome	♂ General: 1/194	62.50%	1/517
	♂ Italian: 1/194	61.11%	1/499
	♂ Japanese: 1/194	23.68%	1/254
	♂ Moroccan Jewish: 1/194	92.31%	1/2,522
	♂ Scandinavian: 1/194	79.41%	1/942

Disease	Carrier Rate	Detection Rate	Residual Risk
Hypophosphatasia	♂ Spaniard: 1/194	52.50%	1/408
	♂ Canadian Amish: 1/26	>99%	<1/2,600
	♂ European: 1/159	19.23%	1/197
Inclusion Body Myopathy: Type 2	♂ Japanese: Unknown	54.55%	Unknown
	♂ General: Unknown	85.83%	Unknown
	♂ Iranian Jewish: 1/16	>99%	<1/1,600
	♂ Japanese: Unknown	71.88%	Unknown
Infantile Cerebral and Cerebellar Atrophy	♂ Korean: Unknown	72.50%	Unknown
	♂ Caucasus Jewish: 1/20	>99%	<1/2,000
Isolated Microphthalmia: VSX2 Related	♂ Middle Eastern: Unknown	71.43%	Unknown
Isovaleric Acidemia	♂ General: 1/251	47.37%	1/477
Joubert Syndrome	♂ Ashkenazi Jewish: 1/92	>99%	<1/9,200
Lamellar Ichthyosis: Type 1	♂ Norwegian: 1/151	81.40%	1/812
Laryngoonychocutaneous Syndrome	♂ Pakistani: Unknown	>99%	Unknown
Leber Congenital Amaurosis: CEP290 Related	♂ European: 1/251	47.32%	1/476
Leber Congenital Amaurosis: GUCY2D Related	♂ Finnish: Unknown	>99%	Unknown
Leber Congenital Amaurosis: LCA5 Related	♂ Pakistani: Unknown	83.33%	Unknown
Leber Congenital Amaurosis: RDH12 Related	♂ General: 1/560	38.37%	1/909
Leigh Syndrome: French-Canadian	♂ French Canadian: 1/23	95.45%	1/506
Leukoencephalopathy with Vanishing White Matter: EIF2B5 Related	♂ Cree: Unknown	>99%	Unknown
	♂ European: Unknown	65.22%	Unknown
Leydig Cell Hypoplasia (Luteinizing Hormone Resistance)	♂ Brazilian: Unknown	>99%	Unknown
	♂ Basque: 1/61	61.46%	1/158
Limb-Girdle Muscular Dystrophy: Type 2A	♂ Croatian: 1/133	76.00%	1/554
	♂ European: 1/103	17.23%	1/124
	♂ General: 1/103	26.47%	1/140
	♂ Italian: 1/162	35.71%	1/252
	♂ Russian: 1/103	53.33%	1/221
	♂ US Amish: Unknown	>99%	Unknown
	♂ Caucasus Jewish: 1/25	>99%	<1/2,500
Limb-Girdle Muscular Dystrophy: Type 2B	♂ Libyan Jewish: 1/19	>99%	<1/1,900
	♂ European Gypsy: 1/50	>99%	<1/5,000
Limb-Girdle Muscular Dystrophy: Type 2C	♂ General: Unknown	60.00%	Unknown
	♂ Tunisian: Unknown	>99%	Unknown
	♂ Brazilian: Unknown	64.29%	Unknown
Limb-Girdle Muscular Dystrophy: Type 2D	♂ European: 1/288	22.22%	1/370
	♂ Finnish: 1/150	95.45%	1/3,300
	♂ General: Unknown	26.09%	Unknown

Disease	Carrier Rate	Detection Rate	Residual Risk
Limb-Girdle Muscular Dystrophy: Type 2E	♂ Brazilian: Unknown	57.14%	Unknown
	♂ European: 1/539	25.00%	1/719
	♂ General: Unknown	12.50%	Unknown
Limb-Girdle Muscular Dystrophy: Type 2F	♂ US Amish: Unknown	>99%	Unknown
	♂ Brazilian: Unknown	>99%	Unknown
Limb-Girdle Muscular Dystrophy: Type 2I	♂ General: Unknown	83.33%	Unknown
	♂ Brazilian: Unknown	34.62%	Unknown
	♂ Danish: 1/100	85.53%	1/691
	♂ General: Unknown	43.18%	Unknown
Lipoprotein Lipase Deficiency	♂ German: 1/300	82.50%	1/1,714
	♂ French Canadian: 1/44	28.95%	1/62
Long-Chain 3-Hydroxyacyl-CoA Dehydrogenase Deficiency	♂ General: Unknown	20.00%	Unknown
	♂ European: 1/126	88.98%	1/1,144
Lysinuric Protein Intolerance	♂ General: 1/126	56.25%	1/288
	♂ Finnish: 1/123	>99%	<1/12,300
	♂ Italian: 1/120	45.45%	1/220
	♂ Japanese: 1/115	37.93%	1/185
	♂ North African: Unknown	>99%	Unknown
MTHFR Deficiency: Severe	♂ Bukharan Jewish: 1/39	>99%	<1/3,900
Malonyl-CoA Decarboxylase Deficiency	♂ General: Unknown	33.33%	Unknown
Maple Syrup Urine Disease: Type 1A	♂ US Amish: 1/10	97.73%	1/440
Maple Syrup Urine Disease: Type 1B	♂ Ashkenazi Jewish: 1/97	>99%	<1/9,700
Maple Syrup Urine Disease: Type 2	♂ General: 1/481	42.31%	1/834
	♂ Norwegian: 1/481	50.00%	1/962
	♂ Turkish: 1/112	58.33%	1/269
Maple Syrup Urine Disease: Type 3	♂ Ashkenazi Jewish: 1/94	>99%	<1/9,400
	♂ General: Unknown	68.75%	Unknown
Maroteaux-Lamy Syndrome	♂ Argentinian: 1/274	75.00%	1/1,096
	♂ General: 1/388	61.54%	1/1,009
	♂ Spaniard: 1/274	29.17%	1/387
Meckel Syndrome: Type 1	♂ European: 1/212	72.22%	1/763
	♂ Finnish: 1/48	>99%	<1/4,800
Medium-Chain Acyl-CoA Dehydrogenase Deficiency	♂ European: 1/50	90.91%	1/550
	♂ Saudi Arabian: 1/68	95.00%	1/1,360
	♂ United Kingdom: 1/51	90.00%	1/510
Megalencephalic Leukoencephalopathy	♂ Japanese: Unknown	50.00%	Unknown
	♂ Libyan Jewish: 1/40	>99%	<1/4,000
	♂ Turkish: Unknown	20.00%	Unknown
Metachromatic Leukodystrophy	♂ European: 1/150	43.88%	1/267
	♂ Habbanite Jewish: 1/5	50.00%	1/10

Disease	Carrier Rate	Detection Rate	Residual Risk	Disease	Carrier Rate	Detection Rate	Residual Risk
Methylmalonic Acidemia: MMAA Related	♂ General: 1/274	63.51%	1/751	Neuronal Ceroid-Lipofuscinosis: CLN5 Related	♂ Finnish: 1/101	>99%	<1/10,100
Methylmalonic Acidemia: MMAB Related	♂ General: 1/396	71.25%	1/1,377	Neuronal Ceroid-Lipofuscinosis: CLN6 Related	♂ European: 1/159	36.36%	1/250
Methylmalonic Acidemia: MUT Related	♂ General: 1/177	43.62%	1/314		♂ General: 1/159	59.52%	1/393
Methylmalonic Aciduria and Homocystinuria: Type cblC	♂ Chinese: Unknown	61.39%	Unknown		♂ Portuguese: 1/128	81.00%	1/674
	♂ General: 1/159	65.74%	1/464	Neuronal Ceroid-Lipofuscinosis: CLN8 Related	♂ Finnish: 1/135	>99%	<1/13,500
	♂ Italian: Unknown	75.00%	Unknown		♂ Italian: 1/212	33.33%	1/318
	♂ Portuguese: Unknown	91.18%	Unknown		♂ Turkish: Unknown	77.78%	Unknown
Mitochondrial Complex I Deficiency: NDUFS6 Related	♂ Caucasus Jewish: 1/24	>99%	<1/2,400	Neuronal Ceroid-Lipofuscinosis: MFSD8 Related	♂ General: 1/159	56.25%	1/363
Mitochondrial DNA Depletion Syndrome: MNGIE Type	♂ Ashkenazi Jewish: Unknown	>99%	Unknown	Neuronal Ceroid-Lipofuscinosis: PPT1 Related	♂ Finnish: 1/58	97.62%	1/2,436
	♂ General: Unknown	47.37%	Unknown		♂ General: 1/159	72.50%	1/578
	♂ Iranian Jewish: Unknown	>99%	Unknown	Neuronal Ceroid-Lipofuscinosis: TPP1 Related	♂ Canadian: 1/159	67.50%	1/489
Mitochondrial Myopathy and Sideroblastic Anemia	♂ Iranian Jewish: Unknown	>99%	Unknown		♂ European: 1/159	75.00%	1/636
Mitochondrial Trifunctional Protein Deficiency: HADHB Related	♂ Japanese: Unknown	60.00%	Unknown		♂ General: 1/159	50.00%	1/318
Morquio Syndrome: Type A	♂ Colombian: 1/257	85.00%	1/1,713		♂ Newfoundlander: 1/43	85.29%	1/292
	♂ European: 1/257	20.97%	1/325	Niemann-Pick Disease: Type A	♂ Ashkenazi Jewish: 1/101	95.00%	1/2,020
	♂ Finnish: 1/257	50.00%	1/514	Niemann-Pick Disease: Type B	♂ Czech: 1/276	83.33%	1/1,656
	♂ Latin American: 1/257	36.11%	1/402		♂ General: Unknown	19.82%	Unknown
Morquio Syndrome: Type B	♂ European: Unknown	83.33%	Unknown		♂ North African: Unknown	86.67%	Unknown
Mucopolipidosis: Type II/III	♂ General: 1/158	24.60%	1/210		♂ Spaniard: Unknown	38.10%	Unknown
	♂ Japanese: 1/252	51.25%	1/517	Niemann-Pick Disease: Type C1	♂ Acadian: Unknown	>99%	Unknown
	♂ Korean: Unknown	30.00%	Unknown		♂ General: 1/194	15.60%	1/230
	♂ Portuguese: 1/176	50.00%	1/352		♂ Japanese: Unknown	18.18%	Unknown
Mucopolipidosis: Type IV	♂ Ashkenazi Jewish: 1/97	96.15%	1/2,522		♂ Portuguese: 1/194	25.00%	1/259
Multiple Pterygium Syndrome	♂ European: Unknown	41.67%	Unknown	Niemann-Pick Disease: Type C2	♂ General: 1/194	75.00%	1/776
	♂ Middle Eastern: Unknown	60.00%	Unknown	Nijmegen Breakage Syndrome	♂ Eastern European: 1/155	>99%	<1/15,500
	♂ Pakistani: Unknown	50.00%	Unknown	Nonsyndromic Hearing Loss and Deafness: GJB2 Related	♂ Ashkenazi Jewish: 1/20	95.83%	1/480
Multiple Sulfatase Deficiency	♂ Ashkenazi Jewish: 1/320	95.00%	1/6,400		♂ Chinese: 1/100	82.26%	1/564
	♂ General: 1/501	18.18%	1/612		♂ European: 1/53	82.47%	1/302
Muscle-Eye-Brain Disease	♂ European: Unknown	54.17%	Unknown		♂ Ghanaian: Unknown	90.91%	Unknown
	♂ Finnish: 1/112	97.37%	1/4,256		♂ Indian: Unknown	66.98%	Unknown
	♂ General: Unknown	23.53%	Unknown		♂ Israeli: 1/16	93.10%	1/232
	♂ United States: Unknown	25.00%	Unknown		♂ Japanese: 1/75	75.00%	1/300
Navajo Neurohepatopathy	♂ Navajo: 1/39	>99%	<1/3,900		♂ Roma: Unknown	>99%	Unknown
Nemaline Myopathy: NEB Related	♂ Ashkenazi Jewish: 1/108	>99%	<1/10,800		♂ United States: 1/34	45.22%	1/62
				Nonsyndromic Hearing Loss and Deafness: LOXHD1 Related	♂ Ashkenazi Jewish: 1/180	>99%	<1/18,000
Nephrotic Syndrome: Type 1	♂ Finnish: 1/45	76.84%	1/194	Nonsyndromic Hearing Loss and Deafness: MYO15A Related	♂ Balinese: 1/6	>99%	<1/600
	♂ US Amish: 1/12	50.00%	1/24		♂ Pakistani: 1/77	24.00%	1/101
Nephrotic Syndrome: Type 2	♂ Israeli-Arab: Unknown	55.56%	Unknown	Oculocutaneous Albinism: Type 1	♂ European: 1/101	26.32%	1/137
	♂ Pakistani: Unknown	20.00%	Unknown		♂ Hutterite: 1/7	>99%	<1/700
	♂ Polish: Unknown	16.18%	Unknown		♂ Moroccan Jewish: 1/30	71.88%	1/107
	♂ Saudi Arabian: Unknown	72.73%	Unknown				

Disease	Carrier Rate	Detection Rate	Residual Risk	Disease	Carrier Rate	Detection Rate	Residual Risk
	♂ Puerto Rican: Unknown	91.67%	Unknown		♂ Italian: Unknown	27.78%	Unknown
Oculocutaneous Albinism: Type 3	♂ Black South African: 1/47	94.74%	1/893		♂ Norwegian: 1/142	47.92%	1/273
Oculocutaneous Albinism: Type 4	♂ Japanese: 1/146	58.33%	1/350		♂ Sardinians: 1/61	81.82%	1/336
Omenn Syndrome: DCLRE1C Related	♂ Apache: 1/29	>99%	<1/2,900		♂ United Kingdom: Unknown	70.00%	Unknown
	♂ Navajo: 1/29	97.22%	1/1,044		♂ United States: Unknown	65.62%	Unknown
Omenn Syndrome: RAG2 Related	♂ Arab: Unknown	40.00%	Unknown	Pontocerebellar Hypoplasia: EXOSC3 Related	♂ General: Unknown	83.33%	Unknown
	♂ Non-Ashkenazi Jewish: Unknown	70.00%	Unknown	Pontocerebellar Hypoplasia: RARS2 Related	♂ Sephardic Jewish: Unknown	>99%	Unknown
Ornithine Translocase Deficiency	♂ French Canadian: 1/20	95.00%	1/400	Pontocerebellar Hypoplasia: SEPSECS Related	♂ Iraqi Jewish: 1/42	>99%	<1/4,200
	♂ Italian: Unknown	18.75%	Unknown	Pontocerebellar Hypoplasia: TSEN54 Related	♂ European: 1/250	95.65%	1/5,750
	♂ Japanese: Unknown	60.00%	Unknown	Pontocerebellar Hypoplasia: VPS53 Related	♂ Moroccan Jewish: 1/37	>99%	<1/3,700
Osteopetrosis: TCIRG1 Related	♂ Ashkenazi Jewish: 1/350	>99%	<1/35,000	Pontocerebellar Hypoplasia: VRK1 Related	♂ Ashkenazi Jewish: 1/225	>99%	<1/22,500
	♂ Costa Rican: Unknown	>99%	Unknown	Primary Carnitine Deficiency	♂ European: 1/101	58.33%	1/242
	♂ General: 1/251	25.00%	1/335		♂ Faroese: 1/9	53.95%	1/20
POLG Related Disorders: Autosomal Recessive	♂ Belgian: Unknown	85.00%	Unknown		♂ General: Unknown	20.22%	Unknown
	♂ Finnish: 1/140	>99%	<1/14,000	Primary Ciliary Dyskinesia: DNAI1 Related	♂ European: 1/211	52.38%	1/443
	♂ General: Unknown	93.10%	Unknown	Primary Ciliary Dyskinesia: DNAI2 Related	♂ Ashkenazi Jewish: 1/200	>99%	<1/20,000
	♂ Norwegian: Unknown	>99%	Unknown	Primary Congenital Glaucoma	♂ Moroccan: Unknown	>99%	Unknown
Papillon-Lefevre Syndrome	♂ General: Unknown	35.29%	Unknown		♂ Saudi Arabian: 1/23	91.67%	1/276
	♂ Indian Jewish: Unknown	>99%	Unknown		♂ Turkish: 1/51	70.59%	1/173
	♂ Turkish: Unknown	50.00%	Unknown	Primary Hyperoxaluria: Type 1	♂ Dutch: 1/174	62.12%	1/459
Pendred Syndrome	♂ European: 1/58	42.11%	1/100		♂ General: 1/189	52.68%	1/399
	♂ Japanese: Unknown	45.83%	Unknown	Primary Hyperoxaluria: Type 2	♂ General: Unknown	70.31%	Unknown
	♂ Pakistani: Unknown	29.82%	Unknown	Primary Hyperoxaluria: Type 3	♂ Ashkenazi Jewish: Unknown	>99%	Unknown
Persistent Mullerian Duct Syndrome: Type I	♂ General: Unknown	28.12%	Unknown		♂ European: Unknown	25.00%	Unknown
Persistent Mullerian Duct Syndrome: Type II	♂ General: Unknown	78.12%	Unknown	Progressive Familial Intrahepatic Cholestasis: Type 2	♂ European: Unknown	33.33%	Unknown
Phenylalanine Hydroxylase Deficiency	♂ Arab: Unknown	46.08%	Unknown	Propionic Acidemia: PCCA Related	♂ Japanese: 1/102	86.67%	1/765
	♂ Ashkenazi Jewish: 1/224	44.44%	1/403	Propionic Acidemia: PCCB Related	♂ General: 1/182	42.86%	1/319
	♂ Brazilian: 1/71	56.41%	1/163		♂ Greenlandic Inuit: 1/16	58.33%	1/38
	♂ Chinese: 1/51	76.57%	1/218		♂ Japanese: 1/102	78.00%	1/464
	♂ Cuban: 1/71	69.64%	1/234		♂ Korean: Unknown	56.25%	Unknown
	♂ European: 1/51	73.00%	1/189		♂ Latin American: 1/182	75.00%	1/728
	♂ French Canadian: 1/80	76.27%	1/337		♂ Spaniard: 1/182	52.38%	1/382
	♂ Iranian: 1/31	66.94%	1/94	Pseudocholinesterase Deficiency	♂ General: 1/33	65.00%	1/94
	♂ Korean: 1/51	57.58%	1/120		♂ Iranian Jewish: 1/9	>99%	<1/900
	♂ Non-Ashkenazi Jewish: Unknown	63.64%	Unknown	Pycnodysostosis	♂ Danish: Unknown	87.50%	Unknown
	♂ Slovakian Gypsy: 1/39	>99%	<1/3,900	Pyruvate Carboxylase Deficiency	♂ General: 1/251	62.50%	1/669
	♂ Spanish Gypsy: 1/4	93.75%	1/64		♂ Native American: 1/10	>99%	<1/1,000
	♂ Taiwanese: Unknown	83.10%	Unknown	Pyruvate Dehydrogenase Deficiency	♂ General: Unknown	50.00%	Unknown
	♂ US Amish: 1/16	86.84%	1/122				
Polyglandular Autoimmune Syndrome: Type I	♂ Finnish: 1/80	90.48%	1/840				
	♂ Iranian Jewish: 1/48	>99%	<1/4,800				

Disease	Carrier Rate	Detection Rate	Residual Risk
Renal Tubular Acidosis and Deafness	♂ Colombian (Antioquia): Unknown	92.86%	Unknown
Retinal Dystrophies: RLBP1 Related	♂ Newfoundlander: 1/106	>99%	<1/10,600
	♂ Swedish: 1/84	>99%	<1/8,400
Retinal Dystrophies: RPE65 Related	♂ Dutch: 1/32	>99%	<1/3,200
	♂ North African Jewish: Unknown	>99%	Unknown
Retinitis Pigmentosa: CERKL Related	♂ Yemenite Jewish: Unknown	>99%	Unknown
Retinitis Pigmentosa: DHDDS Related	♂ Ashkenazi Jewish: 1/91	>99%	<1/9,100
Retinitis Pigmentosa: FAM161A Related	♂ Ashkenazi Jewish: Unknown	>99%	Unknown
	♂ Non-Ashkenazi Jewish: 1/32	>99%	<1/3,200
Rhizomelic Chondrodysplasia Punctata: Type I	♂ General: 1/159	72.68%	1/582
Salla Disease	♂ European: Unknown	33.33%	Unknown
	♂ Scandinavian: 1/200	94.27%	1/3,491
Sandhoff Disease	♂ Argentinian: Unknown	95.45%	Unknown
	♂ Cypriot: 1/7	80.00%	1/35
	♂ Italian: Unknown	29.17%	Unknown
	♂ Spaniard: Unknown	64.29%	Unknown
Sanfilippo Syndrome: Type A	♂ Australasian: 1/119	44.12%	1/213
	♂ Dutch: 1/78	63.10%	1/211
	♂ European: 1/159	35.16%	1/245
	♂ United States: 1/159	32.14%	1/234
Sanfilippo Syndrome: Type B	♂ Australasian: 1/230	28.00%	1/319
	♂ Dutch: Unknown	42.31%	Unknown
	♂ European: Unknown	52.38%	Unknown
	♂ Japanese: 1/200	81.82%	1/1,100
Sanfilippo Syndrome: Type C	♂ Dutch: 1/346	75.00%	1/1,384
	♂ Greek: 1/415	25.00%	1/553
	♂ Moroccan: Unknown	80.00%	Unknown
	♂ Spaniard: Unknown	64.29%	Unknown
Sanfilippo Syndrome: Type D	♂ General: 1/501	83.33%	1/3,006
Short-Chain Acyl-CoA Dehydrogenase Deficiency	♂ Ashkenazi Jewish: 1/15	65.00%	1/43
Sickle-Cell Anemia	♂ African American: 1/10	>99%	<1/1,000
	♂ Hispanic American: 1/95	>99%	<1/9,500
Sjogren-Larsson Syndrome	♂ Dutch: Unknown	25.86%	Unknown
	♂ Swedish: 1/205	>99%	<1/20,500
Sly Syndrome	♂ General: 1/251	35.71%	1/390
Smith-Lemli-Opitz Syndrome	♂ Brazilian: 1/94	79.17%	1/451
	♂ European: 1/71	84.72%	1/465
	♂ Japanese: Unknown	71.43%	Unknown
	♂ United States: 1/70	95.00%	1/1,400
Stargardt Disease	♂ General: 1/51	17.51%	1/62
Stuve-Wiedemann Syndrome	♂ Emirati: 1/70	>99%	<1/7,000

Disease	Carrier Rate	Detection Rate	Residual Risk
	♂ General: Unknown	75.00%	Unknown
Sulfate Transporter-Related Osteochondrodysplasia	♂ Finnish: 1/51	95.83%	1/1,224
	♂ General: 1/100	70.00%	1/333
Tay-Sachs Disease	♂ Argentinian: 1/280	82.35%	1/1,587
	♂ Ashkenazi Jewish: 1/29	99.53%	1/6,177
	♂ Cajun: 1/30	>99%	<1/3,000
	♂ European: 1/280	25.35%	1/375
	♂ General: 1/280	32.09%	1/412
	♂ Indian: Unknown	85.71%	Unknown
	♂ Iraqi Jewish: 1/140	56.25%	1/320
	♂ Japanese: 1/127	82.81%	1/739
	♂ Moroccan Jewish: 1/110	22.22%	1/141
	♂ Portuguese: 1/280	92.31%	1/3,640
Trichohepatoenteric Syndrome: Type 1	♂ Spaniard: 1/280	67.65%	1/865
	♂ United Kingdom: 1/161	71.43%	1/564
Tyrosine Hydroxylase Deficiency	♂ European: 1/434	42.86%	1/760
	♂ South Asian: 1/434	66.67%	1/1,302
Tyrosinemia: Type I	♂ General: Unknown	36.11%	Unknown
	♂ Ashkenazi Jewish: 1/158	>99%	<1/15,800
Tyrosinemia: Type II	♂ European: 1/166	57.14%	1/387
	♂ Finnish: 1/123	97.22%	1/4,428
	♂ French Canadian: 1/64	96.30%	1/1,728
	♂ Pakistani: Unknown	92.86%	Unknown
Usher Syndrome: Type 1B	♂ General: 1/251	40.00%	1/418
	♂ European: 1/166	39.29%	1/273
Usher Syndrome: Type 1C	♂ General: 1/143	12.89%	1/164
	♂ North African: Unknown	66.67%	Unknown
	♂ Spaniard: 1/152	12.16%	1/173
	♂ Acadian: 1/82	98.86%	1/7,216
Usher Syndrome: Type 1D	♂ French Canadian: 1/227	83.33%	1/1,362
	♂ General: 1/296	24.39%	1/391
Usher Syndrome: Type 1F	♂ Ashkenazi Jewish: 1/126	93.75%	1/2,016
Usher Syndrome: Type 2A	♂ Chinese: Unknown	83.33%	Unknown
	♂ European: 1/136	40.00%	1/227
	♂ French Canadian: Unknown	66.67%	Unknown
	♂ General: 1/136	46.92%	1/256
Usher Syndrome: Type 3	♂ Japanese: Unknown	55.56%	Unknown
	♂ Non-Ashkenazi Jewish: Unknown	61.11%	Unknown
	♂ Scandinavian: 1/125	39.22%	1/206
Usher Syndrome: Type 3	♂ Spaniard: 1/133	39.02%	1/218
	♂ Ashkenazi Jewish: 1/120	>99%	<1/12,000
	♂ Finnish: 1/134	>99%	<1/13,400

Disease	Carrier Rate	Detection Rate	Residual Risk
Very Long-Chain Acyl-CoA Dehydrogenase Deficiency	♂ General: 1/87	65.28%	1/251
Walker-Warburg Syndrome	♂ Ashkenazi Jewish: 1/150	>99%	<1/15,000
Werner Syndrome	♂ General: 1/224	31.25%	1/326
	♂ Japanese: 1/87	65.62%	1/253
Wilson Disease	♂ Ashkenazi Jewish: 1/100	>99%	<1/10,000
	♂ Canarian: 1/26	68.75%	1/83
	♂ Chinese: 1/51	55.97%	1/116
	♂ Cuban: Unknown	22.22%	Unknown
	♂ European: 1/93	41.64%	1/159
	♂ Greek: 1/90	44.94%	1/163
	♂ Korean: 1/88	51.53%	1/182
	♂ Spaniard: 1/93	38.18%	1/150
Wolcott-Rallison Syndrome	♂ Saudi Arabian: Unknown	66.67%	Unknown
Wolman Disease	♂ Iranian Jewish: 1/33	>99%	<1/3,300
Xeroderma Pigmentosum: Group A	♂ Japanese: 1/75	97.62%	1/3,150
	♂ North African: Unknown	87.50%	Unknown
	♂ Tunisian: 1/112	90.91%	1/1,232
Xeroderma Pigmentosum: Group C	♂ Moroccan: 1/71	76.19%	1/298
	♂ Tunisian: 1/51	>99%	<1/5,100
Zellweger Spectrum Disorders: PEX1 Related	♂ European: 1/139	70.27%	1/468
	♂ General: 1/139	67.84%	1/432
Zellweger Spectrum Disorders: PEX10 Related	♂ Japanese: Unknown	40.74%	Unknown
Zellweger Spectrum Disorders: PEX2 Related	♂ Ashkenazi Jewish: 1/123	>99%	<1/12,300
Zellweger Spectrum Disorders: PEX6 Related	♂ General: 1/288	30.00%	1/411