



Donor 5619

Genetic Testing Summary

Fairfax Cryobank recommends reviewing this genetic testing summary with your healthcare provider to determine suitability.

Last Updated: 12/28/18

Donor Reported Ancestry: Irish, English, Filipino

Jewish Ancestry: No

Genetic Test*	Result	Comments/Donor's Residual Risk**
Chromosome analysis (karyotype)	Normal male karyotype	No evidence of clinically significant chromosome abnormalities
Hemoglobin evaluation	Normal hemoglobin fractionation and MCV/MCH results	Reduced risk to be a carrier for sickle cell anemia, beta thalassemia, alpha thalassemia trait (aa/-- and a-/a-) and other hemoglobinopathies
Cystic Fibrosis (CF) carrier screening	Negative by gene sequencing in the CFTR gene	1/800
Expanded Genetic Disease Testing Panel attached- 289 diseases by gene sequencing	<p>Carrier: Spinal Muscular Atrophy: SMN1 Linked</p> <p>Carrier: Herlitz Junctional Epidermolysis Bullosa: LAMB3 Related</p> <p>Negative for other genes sequenced</p>	Carrier testing recommended for those using this donor

*No single test can screen for all genetic disorders. A negative screening result significantly reduces, but cannot eliminate, the risk for these conditions in a pregnancy.

**Donor residual risk is the chance the donor is still a carrier after testing negative.

Ordering Practice:

Practice Code: [REDACTED]
 Fairfax Cryobank - [REDACTED]
 [REDACTED]
 [REDACTED]
 Physician: [REDACTED]
 Report Generated: 2018-01-15

Donor 5619

DOB: [REDACTED]
 Gender: Male
 Ethnicity: South East Asian and European
 Procedure ID: 105580
 Kit Barcode: [REDACTED]
 Specimen: Blood, #107044
 Specimen Collection: 2017-10-05
 Specimen Received: 2017-10-06
 Specimen Analyzed: 2018-01-15

Partner Not Tested
TEST INFORMATION


Test: CarrierMap^{SEQ} (Genotyping & Sequencing)
 Panel: CarrierMap Expanded v3 - Sequencing
 Diseases Tested: 289
 Genes Tested: 278
 Genes Sequenced: 273

SUMMARY OF RESULTS: MUTATION(S) IDENTIFIED

Disease	Donor 5619	Partner Not Tested
Herlitz Junctional Epidermolysis Bullosa: LAMB3 Related (LAMB3) ○ High Impact	Carrier (1 abnormal copy) Mutation: c.1903C>T (p.R635X) Method: Genotyping & Sequencing	[Reproductive Risk & Next Steps: Reproductive risk detected. Consider partner testing.]
Spinal Muscular Atrophy: SMN1 Linked (SMN1) ○ High Impact	Carrier (1 abnormal copy) Mutation: DEL EXON 7 SMN1 Copy Number: 1 Method: dPCR & Genotyping	[Reproductive Risk & Next Steps: Reproductive risk detected. Consider partner testing.]

No other pathogenic mutations were identified in the genes tested, reducing but not eliminating the chance to be a carrier for the associated genetic diseases. CarrierMap assesses carrier status for genetic disease via molecular methods including targeted mutation analysis and/ or next-generation sequencing; other methodologies such as CBC and hemoglobin electrophoresis for hemoglobinopathies and enzyme analysis for Tay-Sachs disease may further refine risks for these conditions. Results should be interpreted in the context of clinical findings, family history, and/or other testing. A list of all the diseases and mutations screened for is included at the end of the report. This test does not screen for every possible genetic disease.

For additional disease information, please visit recombine.com/diseases. To speak with a Genetic Counselor, call [855.OUR.GENES](tel:855.OUR.GENES).

Assay performed by 
Reprogenetics
CLIA ID: 31D1054821
3 Regent Street, Livingston, NJ 07039
Lab Technician: Bo Chu

Recombine CLIA # 31D2100763
Reviewed by Pere Colls, PhD, HCLD, Lab Director

Herlitz Junctional Epidermolysis Bullosa: LAMB3 Related (LAMB3)

Herlitz Junctional Epidermolysis Bullosa (HJEB) causes the skin to be very fragile and to blister easily. In the LAMB3 related form of this disease, the LAMB3 gene responsible for strengthening and stabilizing the skin is defective. As a result, the upper layer of skin becomes very fragile and easily damaged. Affected patients develop blistering over large regions of skin after birth or in early infancy. Blisters also develop in the mucous lining of the mouth and digestive tract, making it difficult to eat and digest food. Affected patients become severely susceptible to infections as blisters scar and bleed profusely. Affected patients also exhibit fused fingers and toes and joint deformities that restrict movement. Infants with this condition usually do not survive beyond the first year of life.

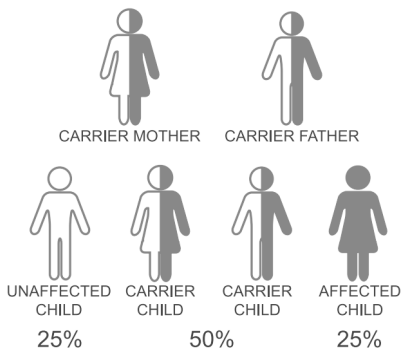
High Impact

These diseases have a significant impact on life expectancy and quality of life.

Clinical Information

- ✓ Physical Impairment
- Cognitive Impairment
- ✓ Shortened Lifespan
- Effective Treatment

Inheritance:
Autosomal Recessive



Prognosis

Prognosis is very poor. Affected individuals typically do not survive beyond a year of life.

Treatment

Treatment is symptomatic only, and focuses on preventing abrasions to skin and avoiding infections in damaged areas.

Risk Information

Ethnicity	Detection Rate	Pre-Test Risk	Post-Test Risk
European	70.00%	Unknown	Unknown
General	52.27%	1/781	1/1636

For other unspecified ethnicities, post-test carrier risk is assumed to be <1%. For individuals with multiple ethnicities, it is recommended to use the most conservative risk estimate.

To learn more, visit recombine.com/diseases/herlitz-junctional-epidermolysis-bullosa-lamb3-related

Spinal Muscular Atrophy: SMN1 Linked (SMN1)

Spinal muscular atrophy (SMA) is an inherited disorder that affects an individual's muscle movement. The condition is caused mutations in the SMN1 gene, which plays a role in the maintenance of motor neurons. Affected individuals experience a loss of motor neurons in the spinal cord and brainstem, which leads to weakness of the muscles used for movements such as walking and sitting up. In some cases, the muscles used for breathing and swallowing can also be affected. There are several types of SMN1-linked SMA, each differentiated by the age at onset of symptoms and the severity of symptoms. Type 1 SMN1-linked SMA (also called Werdnig-Hoffman disease) is the most severe type of SMA. Babies born with SMA Type 1 show symptoms of the condition within the first six months of life, experience significant difficulty with breathing and swallowing, and are unable to sit without support. Individuals with Type 2 SMN1-linked SMA (also called Dubowitz disease) typically develop symptoms between six and twelve months of age. Although they do learn to sit up without support, children with SMA Type 2 cannot stand or walk without help. Type 3 SMN1-linked SMA is called Kugelberg-Welander disease or juvenile type SMA and it is a milder form of the condition. These individuals typically have symptoms in early childhood, but they often learn to stand and walk without support and can maintain this ability into their 30s or 40s. Type 4 SMN1-linked SMA is the mildest form of the condition, with symptoms typically appearing during adulthood. These individuals can experience some muscle weakness, tremors, and twitching.

High Impact

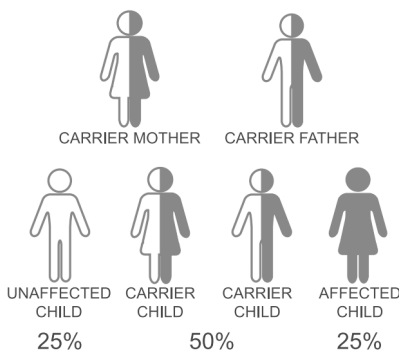
These diseases have a significant impact on life expectancy and quality of life.

Clinical Information

- ✓ Physical Impairment
- ✓ Cognitive Impairment
- ✓ Shortened Lifespan
- Effective Treatment

Inheritance:

Autosomal Recessive



Prognosis

The prognosis for individuals with SMA depends on the severity of the symptoms. Children with SMA Type 1 typically have a poor prognosis, as affected infants experience significant difficulties breathing and swallowing, and typically die around two years of age. There is some evidence that children now live slightly longer with improved respiratory care and nutrition. The prognosis for individuals with SMA Type 2 is better than that of children with Type 1, as more than two thirds of affected individuals can live into their 20s. The prognosis for individuals with SMA Type 3 is good, though they can lose the ability to walk in their 30s and 40s and then require mobility aids. The prognosis for individuals with SMA Type 4 is favorable, as symptoms appear in adulthood and their mobility remains relatively intact.

Treatment

Although a cure for SMA does not exist, the symptoms of the condition can be managed to maximize an individual's quality of life. For children with SMA Type 1, treatments focus around making the child comfortable, including maximizing their breathing capacity for as long as possible and ensuring that they receive appropriate nutrition despite feeding and swallowing difficulties. Scoliosis can be a significant issue for individuals with SMA Types 2 and 3, so these individuals should receive appropriate orthopedic care. Individuals with SMA may also be prone to disordered sleeping, including snoring and sleep apnea, and they should receive appropriate treatment. In general, individuals with SMA should be evaluated at least every six months to assess their general health.

Risk Information

	Detection Rate	Pre-Test Carrier Risk	Post-Test Carrier Risk (2 SMN1 copies)	Post-Test Carrier Risk (3 SMN1 copies)
European	95%	1/35	1/632	1/3,500
Ashkenazi Jewish	90%	1/41	1/350	1/4,000
Asian	93%	1/53	1/628	1/5,000
African American	71%	1/66	1/121	1/3,000
Hispanic	91%	1/117	1/1,061	1/11,000

For other unspecified ethnicities, post-test carrier risk is assumed to be <1%. For individuals with multiple ethnicities, it is recommended to use the most conservative risk estimate.

To learn more, visit recombine.com/diseases/spinal-muscular-atrophy-smn1-linked

Methods and Limitations

Genotyping: Genotyping is performed using the Illumina Infinium Custom HD Genotyping assay to identify mutations in the genes tested. The assay is not validated for homozygous mutations, and it is possible that individuals affected with disease may not be accurately genotyped.

Sequencing: Sequencing is performed using a custom next-generation sequencing (NGS) platform. Only the described exons for each gene listed are sequenced. Variants outside of these regions may not be identified. Some splicing mutations may not be identified. Triplet repeat expansions, intronic mutations, and large insertions and deletions may not be detected. All identified variants are curated, and determination of the likelihood of their pathogenicity is made based on examining allele frequency, segregation studies, predicted effect, functional studies, case/control studies, and other analyses. All variants identified via sequencing that are reported to cause disease in the primary scientific literature will be reported. Variants considered to be benign and variants of unknown significance (VUS) are NOT reported. In the sequencing process, interval drop-out may occur, leading to intervals of insufficient coverage. Intervals of insufficient coverage will be reported if they occur.

Spinal Muscular Atrophy: Carrier status for SMA is assessed via copy number analysis by dPCR and via genotyping. Some individuals with a normal number of SMN1 copies (2 copies) may carry both copies of the gene on the same allele/chromosome; this analysis is not able to detect these individuals. Thus, a normal SMN1 result significantly reduces but does not eliminate the risk of being a carrier. Additionally, SMA may be caused by non-deletion mutations in the SMN1 gene; CarrierMap tests for some, but not all, of these mutations. Some SMA cases arise as the result of de novo mutation events which will not be detected by carrier testing.

Limitations: In some cases, genetic variations other than that which is being assayed may interfere with mutation detection, resulting in false-negative or false-positive results. Additional sources of error include, but are not limited to: sample contamination, sample mix-up, bone marrow transplantation, blood transfusions, and technical errors. The test does not test for all forms of genetic disease, birth defects, and intellectual disability. All results should be interpreted in the context of family history; additional evaluation may be indicated based on a history of these conditions. Additional testing may be necessary to determine mutation phase in individuals identified to carry more than one mutation in the same gene. All mutations included within the genes assayed may not be detected, and additional testing may be appropriate for some individuals.

This test was developed and its performance determined by Recombine, Inc., and it has not been cleared or approved by the U.S. Food and Drug Administration (FDA). The FDA has determined that such clearance or approval is not necessary.

Diseases & Mutations Assayed

11-Beta-Hydroxylase-Deficient Congenital Adrenal Hyperplasia (CYP11B1): Mutations (1): σ Genotyping | c.1343G>A (p.R448H) Sequencing | NM_000497:1-9

17-Alpha-Hydroxylase Deficiency (CYP17A1): Mutations (20): σ Genotyping | c.157_159delTTC (p.S3delF), c.316T>C (p.S106P), c.715C>T (p.R239X), c.1024C>A (p.P342T), c.286C>T (p.R96W), c.1040G>A (p.R347H), c.1073G>A (p.R358Q), c.51G>A (p.W17X), c.340T>G (p.F114V), c.347A>T (p.D116V), c.1039C>T (p.R347C), c.1084C>T (p.R362C), c.1216T>C (p.W406R), c.985T>G (p.Y329D), c.601T>A (p.Y201N), c.81C>A (p.Y27X), c.287G>A (p.R96Q), c.1226C>G (p.P409R), c.1250T>G (p.F417C), c.278T>G (p.F93C) Sequencing | NM_000102:1-8

17-Beta-Hydroxysteroid Dehydrogenase Deficiency (HSD17B3): Mutations (8): σ Genotyping | c.695C>T (p.S232L), c.703A>G (p.M235V), c.239G>A (p.R80Q), c.608C>T (p.A203V), c.238C>T (p.R80W), c.166G>A (p.A56T), c.389A>G (p.N130S), c.803G>A (p.C268Y) Sequencing | NM_000197:1-11

21-Hydroxylase-Deficient Classical Congenital Adrenal Hyperplasia (CYP21A2): Mutations (1): σ Genotyping | c.293-13C>G

21-Hydroxylase-Deficient Nonclassical Congenital Adrenal Hyperplasia (CYP21A2): Mutations (1): σ Genotyping | c.1360C>T (p.P454S)

3-Beta-Hydroxysteroid Dehydrogenase Deficiency (HSD3B2): Mutations (6): σ Genotyping | c.512G>A (p.W171X), c.742_747delGTCCGCAinsAACTA (p.V248NfsR249X), c.745C>T (p.R249X), c.29C>A (p.A10E), c.424G>A (p.E142K), c.664C>A (p.P222T) Sequencing | NM_000198:2-4

3-Methylcrotonyl-CoA Carboxylase Deficiency: MCCA Related (MCCC1): Mutations (2): σ Genotyping | c.1155A>C (p.R385S), c.1310T>C (p.L437P) Sequencing | NM_020166:1-19

3-Methylcrotonyl-CoA Carboxylase Deficiency: MCCB Related (MCCC2): Mutations (8): σ Genotyping | c.295G>C (p.E99Q), c.499T>C (p.C167R), c.464G>A (p.R155Q), c.569A>G (p.H190R), c.803G>C (p.R268T), c.838G>T (p.D280Y), c.929C>G (p.P310R), c.1309A>G (p.L437V) Sequencing | NM_022132:1-17

3-Methylglutaconic Aciduria: Type 3 (OPA3): Mutations (3): σ Genotyping | c.415C>T (p.Q139X), c.320_337delAGCAGCGCCACAAGGAGG (p.Q108_E113del), c.143-1G>C Sequencing | NM_025136:1-2

3-Phosphoglycerate Dehydrogenase Deficiency (PHGDH): Mutations (7): σ Genotyping | c.1468G>A (p.V490M), c.403C>T (p.R135W), c.712delG (p.G238fsX), c.1273G>A (p.V425M), c.1117G>A (p.A373T), c.781G>A (p.V261M), c.1129G>A (p.G377S) Sequencing | NM_006623:1-12

5-Alpha Reductase Deficiency (SRD5A2): Mutations (10): σ Genotyping | c.736C>T (p.R246W), c.164T>A (p.L55G), c.344G>A (p.G115D), c.547G>A (p.G183S), c.679C>T (p.R227X), c.682G>A (p.A228T), c.586G>A (p.G196S), c.692A>G (p.H231R), c.635C>G (p.P212R), c.591G>T (p.E197D) Sequencing | NM_000348:1-5

6-Pyruvoyl-Tetrahydropterin Synthase Deficiency (PTS): Mutations (6): σ Genotyping | c.46C>T (p.R16C), c.74G>A (p.R25Q), c.155A>G (p.N52S), c.259C>T (p.P87S), c.286G>A (p.D96N), c.347A>G (p.D116G) Sequencing | NM_000317:1-6

ARSACS (SACS): Mutations (6): σ Genotyping | c.12973C>T (p.R4325X), c.7504C>T (p.R2502X), c.9742T>C (p.W3248R), c.8844delT (p.L2949fs), c.5836T>C (p.W1946R), c.3161T>C (p.F1054S) Sequencing | NM_014363:2-10

Abetalipoproteinemia (MTTP): Mutations (2): σ Genotyping | c.2593G>T (p.G865X), c.2211delT Sequencing | NM_000253:2-19

Acrodermatitis Enteropathica (SLC39A4): Mutations (7): σ Genotyping | c.1223-1227delCCGGG, c.968-971delAGTC, c.318C>A (p.N106K), c.599C>T (p.P200L), c.1120G>A (p.G374R), c.909G>C (p.Q303H), c.989G>A (p.G330D) Sequencing | NM_130849:1-12

Acute Infantile Liver Failure: TRMU Related (TRMU): Mutations (5): σ Genotyping | c.229T>C (p.Y77H), c.815G>A (p.G272D), c.2T>A (p.M1K), c.835G>A (p.V279M), c.1102-3C>G Sequencing | NM_018006:1-11

Acyl-CoA Oxidase I Deficiency (ACOX1): Mutations (5): σ Genotyping | c.372delCATGCCCGCTGGAAGT, c.832A>G (p.M278V), c.926A>G (p.Q309R), c.442C>T (p.R148X), c.532G>T (p.G178C) Sequencing | NM_004035:1-14

Adenosine Deaminase Deficiency (ADA): Mutations (22): σ Genotyping | c.986C>T (p.A329V), c.872C>T (p.S291L), c.646G>A (p.G216R), c.632G>A (p.R211H), c.631C>T (p.R211C), c.596A>C (p.Q199P), c.536C>A (p.A179D), c.529G>A (p.V177M), c.467G>A (p.R156H), c.466C>T (p.R156C), c.454C>A (p.L152M), c.445C>T (p.R149V), c.419G>A (p.G140E), c.385G>A (p.V129M), c.320T>C (p.L1107P), c.302G>A (p.R101Q), c.302G>T (p.R101L), c.301C>T (p.R101W), c.248C>A (p.A83D), c.220G>T (p.G74C), c.58G>A (p.G20R), c.43C>G (p.H15D) Sequencing | NM_000022:1-12

Alkaptonuria (HGD): Mutations (14): σ Genotyping | c.1111_1112insC, c.16-1G>A (IVS1-1G>A), c.174delA, c.342+1G>A (IVS5+1G>A), c.1102A>G (p.M368V), c.140C>T (p.S47L), c.688C>T (p.P230S), c.481G>A (p.G161R), c.808G>A (p.G270R), c.899T>G (p.V300G), c.990G>T (p.R330S), c.457_458insG, c.360T>G (p.C120W), c.1112A>G (p.H371R) Sequencing | NM_000187:1-14

Alpha Thalassemia (HBA1, HBA2): Mutations (9): σ Genotyping | SEA deletion, c.207C>A

(p.N69K), c.223G>C (p.D75H), c.2T>C, c.207C>G (p.N69K), c.340_351delCTCCCCGCCGAG (p.L114_E117del), c.377T>C (p.L126P), c.427T>C (p.X143Qext32), c.*+94A>G

Alpha-1-Antitrypsin Deficiency (SERPINA1): Mutations (4): σ Genotyping | c.226_228delTTC (p.76delF), c.1131A>T (p.L377F), c.187C>T (p.R63C), c.1096G>A (p.E366K) Sequencing | NM_001127701:1-7

Alpha-Mannosidosis (MAN2B1): Mutations (3): σ Genotyping | c.2426T>C (p.L809P), c.2248C>T (p.R750W), c.1830+1G>C (p.V549_E610del) Sequencing | NM_000528:1-24

Alport Syndrome: COL4A3 Related (COL4A3): Mutations (3): σ Genotyping | c.4420_4423delCTTTT, c.4441C>T (p.R1481X), c.4571C>G (p.S1524X) Sequencing | NM_000091:2-52

Alport Syndrome: COL4A4 Related (COL4A4): Mutations (5): σ Genotyping | c.3713C>G (p.S1238X), c.4129C>T (p.R1377X), c.4715C>T (p.P1572L), c.4923C>A (p.C1641X), c.3601G>A (p.G1201S) Sequencing | NM_000092:2-48

Amegakaryocytic Thrombocytopenia (MPL): Mutations (23): σ Genotyping | c.79+2T>A (IVS1+2T>A), c.127C>T (p.R43X), c.305G>C (p.R102P), c.823C>A (p.P275T), c.304C>T (p.R102C), c.376delT (F126Lfs), c.268C>T (p.R90X), c.235_236delCT (p.L79fs), c.367C>T (p.R123X), c.460T>C (p.W154R), c.1305G>C (p.W435C), c.770G>T (p.R257L), c.407C>T (p.P136L), c.407C>A (p.P136H), c.1781T>G (p.L594W), c.311T>C (p.F104S), c.556C>T (p.Q186X), c.1473G>A (p.W491X), c.1499delT (p.L500fs), c.769C>T (p.R257C), c.1904C>T (p.P635L), c.213-1G>A (IVS2-1G>A), c.1566-1G>T (IVS10-1G>T) Sequencing | NM_005373:1-12

Andermann Syndrome (SLC12A6): Mutations (5): σ Genotyping | c.2436delG (p.T813fsX813), c.901delA, c.2023C>T (p.R675X), c.3031C>T (p.R1011X), c.619C>T (p.R207C) Sequencing | NM_133647:1-25

Antley-Bixler Syndrome (POR): Mutations (4): σ Genotyping | c.859G>C (p.A287P), c.1615G>A (p.G539R), c.1475T>A (p.V492E), c.1370G>A (p.R457H) Sequencing | NM_000941:2-16

Arginemia (ARG1): Mutations (13): σ Genotyping | c.365G>A (p.W122X), c.871C>T (p.R291X), c.869C>G (p.T290S), c.703G>C (p.G235R), c.32T>C (p.I11T), c.413G>T (p.G138V), c.57+1G>A, c.61C>T (p.R21X), c.263_266delAGAA (p.K88fs), c.77delA (p.E26fs), c.844delC (p.L282fs), c.466-2A>G, c.703G>A (p.G235R) Sequencing | NM_000045:1-8

Argininosuccinate Lyase Deficiency (ASL): Mutations (7): σ Genotyping | c.446+1G>A (IVS5+1G>A), c.857A>G (p.Q286R), c.1135C>T (p.R379C), c.1153C>T (p.R385C), c.283C>T (p.R95C), c.532G>A (p.V178M), c.1060C>T (p.Q354X) Sequencing | NM_000048:2-17

Aromatase Deficiency (CYP19A1): Mutations (10): σ Genotyping | c.1222delC, c.296+1G>A (IVS3+1G>A), c.468delC, c.629-3C>A (IVS4-3C>A), c.743+2T>C (IVS6+2T>C), c.1123C>T (p.R375C), c.1303C>T (p.R435C), c.1094G>A (p.R365Q), c.1310G>A (p.C437Y), c.628G>A (p.E210K) Sequencing | NM_000103:2-10

Arthrogryposis, Mental Retardation, & Seizures (SLC35A3): Mutations (2): σ Genotyping | c.1012A>G (p.S338G), c.514C>T (p.Q172X) Sequencing | NM_001271685:1-8

Asparagine Synthetase Deficiency (ASNS): Mutations (1): σ Genotyping | c.1084T>G (p.F362V) Sequencing | NM_001673:3-13

Aspartylglycosaminuria (AGA): Mutations (7): σ Genotyping | c.200_201delAG, c.488G>C (p.C163S), c.214T>C (p.S72P), c.916T>C (p.C306R), c.904G>A (p.G302R), c.302C>T (p.A101V), c.179G>A (p.G60D) Sequencing | NM_000027:1-9

Ataxia with Vitamin E Deficiency (TTPA): Mutations (14): σ Genotyping | c.744delA, c.575G>A (p.R192H), c.400C>T (p.R134X), c.303T>G (p.H101Q), c.358G>A (p.A120T), c.513_514insTT (p.T172fs), c.219_220insAT, c.175C>T (p.R59W), c.421G>A (p.E141K), c.661C>T (p.R221W), c.486delT (p.W163Gfs), c.736G>C (p.G246R), c.205-1G>C, c.306A>G (p.G102G) Sequencing | NM_000370:2-5

Ataxia-Telangiectasia (ATM): Mutations (20): σ Genotyping | c.103C>T (p.R35X), c.1564_1565delGA (p.E522fs), c.3245delATCinsTGAT (p.H1082fs), c.3576G>A (p.K1192K), c.3894insT, c.5712_5713insA (p.S1905fs), c.5762+1126A>G, c.5908C>T (p.Q1970X), c.5932G>T (p.E1978X), c.7268A>G (p.E2423G), c.7271T>G (p.V2424G), c.7327C>T (p.R2443X), c.7517_7520delGAGA (p.R2506fs), c.7630-2A>C, c.7638_7646delTAGAATTTT (p.R2547_S2549delRIS), c.7876G>C (p.A2562P), c.7967T>C (p.L2656P), c.8030A>G (p.Y2677C), c.8480T>G (p.F2827C), c.7449G>A (p.V2483X) Sequencing | NM_000051:2-63

Autosomal Recessive Polycystic Kidney Disease (PKHD1): Mutations (40): σ Genotyping | c.5895insA (p.L1966fsX1969), c.9689delA (p.D3230fs), c.107C>T (p.T36M), c.1486C>T (p.R496X), c.10412T>G (p.V3471G), c.10658T>C (p.I3553T), c.10174C>T (p.Q3392X), c.9530T>C (p.T3177T), c.9053C>T (p.S3018F), c.8870T>C (p.I2957T), c.8011C>T (p.R2671X), c.6992T>A (p.I2331K), c.5221G>A (p.V1741M), c.4991C>T (p.S1664F), c.3761_3762delCCinsG (p.A1254fs), c.2414C>T (p.P805L), c.664A>G (p.I222V), c.10036T>C (p.C3346R), c.383delC, c.4220T>G (p.L1407R), c.11612G>A (p.W3871X), c.5984A>G (p.E1995G), c.10637delT (p.V3546fs), c.3747T>G (p.C1249W), c.5750A>G (p.Q1917R), c.10865G>A (p.C3622Y), c.50C>T (p.A17V), c.8063G>T (p.C2688F), c.10402A>G (p.I3468V), c.1529delG (p.G510fs), c.657C>T (p.G219C), c.5513A>G (p.Y1838C), c.10856delA (p.K3619fs), c.5381-9T>G (IVS33-9T>G), c.3229-2A>C (IVS28-2A>C), c.10505A>T (p.E3502V), c.2269A>C (p.I757L), c.4165C>A (p.P1389T), c.10364delC (p.S3455fs), c.7350+653A>G (IVS46+653A>G) Sequencing | NM_138694:2-67

Bardet-Biedl Syndrome: BBS1 Related (BBS1): Mutations (3): σ Genotyping | c.851delA, c.1645G>T (p.E549X), c.1169T>G (p.M390R) Sequencing | NM_024649:1-17

Bardet-Biedl Syndrome: BBS10 Related (BBS10): Mutations (3): σ Genotyping |

c.271_273ins1bp (p.C91fsX95), c.101G>C (p.R34P), c.931T>G (p.S311A) Sequencing | NM_024685:1-2

Bardet-Biedl Syndrome: BBS11 Related (TRIM32): Mutations (1): ♂ Genotyping | c.388C>T (p.P130S) Sequencing | NM_001099679:2

Bardet-Biedl Syndrome: BBS12 Related (BBS12): Mutations (5): ♂ Genotyping | c.335_337delTAG, c.865G>C (p.A289P), c.1063C>T (p.R355X), c.1114_1115delIT (p.F372X), c.1483_1484delGA (p.E495fsX498) Sequencing | NM_152618:1-2

Bardet-Biedl Syndrome: BBS2 Related (BBS2): Mutations (8): ♂ Genotyping | c.940delA, c.72C>G (p.424X), c.224T>G (p.V75G), c.311A>C (p.D104A), c.1895G>C (p.R632P), c.823C>T (p.R275X), c.814C>T (p.R272X), c.1206_1207insA (p.R403fs) Sequencing | NM_031885:1-17

Bare Lymphocyte Syndrome: Type II (CIITA): Mutations (3): ♂ Genotyping | c.1141G>T (p.E381X), c.3317+1G>A (IVS18+1G>A), c.2888+1G>A (IVS13+1G>A) Sequencing | NM_000246:1-19

Barter Syndrome: Type 4A (BSND): Mutations (6): ♂ Genotyping | c.1A>T, c.22C>T (p.R8W), c.139G>A (p.G47R), c.23G>T (p.R8L), c.28G>A (p.G10S), c.3G>A (p.M11) Sequencing | NM_057176:1-4

Beta Thalassemia (HBB): Mutations (81): ♂ Genotyping | c.124_127delTTCT (p.F42Lfs), c.17_18delCT, c.20delA (p.E7Gfs), c.217insA (p.S73Kfs), c.223+702_444+342del620insAAGTAGA, c.230delC, c.25_26delAA, c.315+1G>A, c.315+2T>C, c.316-197C>T, c.316-146T>G, c.315+745C>G, c.316-1G>A, c.316-1G>C, c.316-2A>G, c.316-3C>A, c.316-3C>G, c.4delG (p.V2Cfs), c.51delC (p.K18Rfs), c.93-21G>A, c.92+1G>A, c.92+5G>A, c.92+5G>C, c.92+5G>T, c.92+6T>C, c.93-1G>A, c.93-1G>T, c.50A>C, c.78a>g, c.79A>G, c.81A>G, c.52A>T (p.K18X), c.137c>g, c.138c>t, c.151C>T, c.118C>T (p.Q40X), c.169G>C (p.G57R), c.295G>A (p.V99M), c.415G>C (p.A139P), c.47G>A (p.W16X), c.48G>A (p.W16X), c.80T>a, c.2T>C, c.75T>A (p.G25G), c.444+111A>G, c.29G>A, c.68_74delAAGTTGG, c.92G>C (p.R31T), c.92+1G>T, c.93-15T>G, c.93-1G>C, c.112delT, c.113G>A (p.W38X), c.114G>A (p.W38X), c.126delC (p.K18X), c.444+113A>G, c.250delG, c.225delC, c.383_385delAGG (p.Q128_A129delQAinsP), c.321_322insG (p.N109fs), c.316-1G>T, c.316-2A>C, c.287_288insA (p.L97fs), c.271G>T (p.E91X), c.203_204delITG (p.V68Afs), c.154delC (p.P52fs), c.135delC (p.F46fs), c.92+2T>A, c.92+2T>C, c.90C>T (p.G30G), c.84_85insC (p.L29fs), c.59A>G (p.N20S), c.46delT (p.W16Gfs), c.45_46insG (p.L16fs), c.36delT (p.T13fs), c.2T>G (p.M1R), c.1A>G (p.M1V), c.137c>t, c.136C>G, c.142C>T, c.140c>t Sequencing | NM_000518:1-3

Beta-Hexosaminidase Pseudodeficiency (HEXA): Mutations (2): ♂ Genotyping | c.739C>T (p.R247W), c.745C>T (p.R249W) Sequencing | NM_000520:1-14

Beta-Ketothiolase Deficiency (ACAT1): Mutations (19): ♂ Genotyping | c.1006-1G>C, c.1006-2A>C, c.1083insA, c.826+1G>T, c.278A>G (p.N93S), c.433C>G (p.Q145E), c.814C>T (p.Q272X), c.1136G>T (p.G379V), c.1138G>A (p.A380T), c.547G>A (p.G183R), c.997G>C (p.A333P), c.2T>A (p.M1K), c.935T>C (p.I312T), c.99T>A (p.Y33X), c.149delC (p.T50Nfs), c.253_255delGAA (p.85delE), c.455G>C (p.G152A), c.380C>T (p.A127V), c.371A>G (p.K124R) Sequencing | NM_000019:1-12

Biotinidase Deficiency (BTD): Mutations (21): ♂ Genotyping | c.98_104delGCGGCTGinsTCC (p.C33FfsX68), c.1368A>C (p.Q456H), c.755A>G (p.D252G), c.1612C>T (p.R538C), c.235C>T (p.R79C), c.100G>A (p.G34S), c.1330G>C (p.D444H), c.511G>A (p.A171T), c.1207T>G (p.C403V), c.470G>A (p.R157H), c.1595C>T (p.T532M), c.1489C>T (p.P497S), c.341G>T (p.G114V), c.1052delC (p.T351fs), c.393delC (p.F131Lfs), c.1049delC (p.A350fs), c.1239delC (p.Y414fs), c.1240_1251delATCTCCACGTC (p.Y414_V417del), c.278A>G (p.Y93C), c.595G>A (p.V199M), c.933delT (p.S311Rfs) Sequencing | NM_000060:1-4

Bloom Syndrome (BLM): Mutations (25): ♂ Genotyping | c.2207_2212delATCTGinsTAGATTC (p.Y736Lfs), c.2407insT, c.557_559delCAA (p.S186X), c.1284G>A (p.W428X), c.1701G>A (p.W567X), c.1933C>T (p.Q645X), c.2528C>T (p.T8431), c.2695C>T (p.R899X), c.3107G>T (p.C1036G), c.2923delC (p.Q975K), c.3558+1G>T, c.3875-2A>G, c.2074+2T>A, c.2343_2344dupGA (p.781EfsX), c.318_319insT (p.L107fs), c.380delC (p.127Tfs), c.3564delC (p.1188Dfs), c.4008delG (p.1336Rfs), c.947C>G (p.S316X), c.2193+1_2193+9del9, c.1642C>T (p.Q548X), c.3143delA (p.1048NfsX), c.356_357delTA (p.C120Hfs), c.4076+1delG, c.3281C>A (p.S1094X) Sequencing | NM_000057:2-22

Canavan Disease (ASPA): Mutations (8): ♂ Genotyping | c.433-2A>G, c.854A>C (p.E285A), c.693C>A (p.Y231X), c.914C>A (p.A305E), c.71A>G (p.E24G), c.654C>A (p.C218X), c.2T>C (p.M1T), c.79G>A (p.G27R) Sequencing | NM_000049:1-6

Carnitine Palmitoyltransferase IA Deficiency (CPT1A): Mutations (10): ♂ Genotyping | c.1079A>G (p.6360G), c.1361A>G (p.D454G), c.1241C>T (p.A414V), c.1436C>T (p.P479L), c.2126G>A (p.G709E), c.2129G>A (p.G710E), c.1493A>G (p.Y498C), c.1339C>T (p.R447X), c.2156G>A (p.G719D), c.96T>G (p.Y32X) Sequencing | NM_001876:2-19

Carnitine Palmitoyltransferase II Deficiency (CPT2): Mutations (20): ♂ Genotyping | c.109_110insGC, c.1238_1239delAG, c.1737delC, c.1923_1935delGAAGGCCTTAGAA, c.534_538delGAACCTGCAAAAGTGACACTATcinsT, c.1649A>G (p.Q550R), c.1883A>C (p.Y628S), c.359A>G (p.Y120C), c.983A>G (p.D328G), c.149C>A (p.P50H), c.1810C>T (p.P604S), c.1891C>T (p.R631C), c.338C>T (p.S113), c.370C>T (p.R124X), c.680C>T (p.P227L), c.1646G>A (p.G549D), c.452G>A (p.R151Q), c.520G>A (p.E174K), c.1148T>A (p.F383Y), c.1342T>C (p.F448L) Sequencing | NM_000098:1-5

Carnitine-Acylcarnitine Translocase Deficiency (SLC25A20): Mutations (7): ♂ Genotyping | c.199-10T>G (IVS2-10T>G), c.897_898insC (p.N300fs), c.496C>T (p.R166X), c.84delT (p.H29Tfs), c.713A>G (p.Q238R), c.576G>A (p.W192X), c.106-2A>T Sequencing |

NM_000387:1-9

Carpenter Syndrome (RAB23): Mutations (2): ♂ Genotyping | c.434T>A (p.L145X), c.408_409insT (p.136fsX) Sequencing | NM_016277:2-7

Cartilage-Hair Hypoplasia (RMRP): Mutations (2): ♂ Genotyping | n.71A>G, c.263G>T Sequencing | NR_003051:1

Cerebrotendinous Xanthomatosis (CYP27A1): Mutations (14): ♂ Genotyping | c.1263+1G>A, c.844+1G>A, c.1016C>T (p.T339M), c.1183C>T (p.R395C), c.1420C>T (p.R474W), c.1435C>T (p.R479C), c.379C>T (p.R127W), c.819delT (p.D273fs), c.1214G>A (p.R405Q), c.1421G>A (p.R474Q), c.434G>A (p.G145E), c.583G>T (p.E195X), c.646G>C (p.A216P), c.1183C>A (p.R395S) Sequencing | NM_000784:1-9

Chediak-Higashi Syndrome (LYST): Mutations (4): ♂ Genotyping | c.3085C>T (p.Q1029X), c.959delA (p.Y3197fs), c.1902_1903insA (p.A635Sfs), c.118_119insG (p.A40fs) Sequencing | NM_000081:3-53

Cholesteryl Ester Storage Disease (LIPA): Mutations (4): ♂ Genotyping | c.1024G>A (p.G342R), c.894G>A (p.Q298X), c.883C>T (p.H295Y), c.652C>T (p.R218X) Sequencing | NM_001127605:2-10

Choreoacanthocytosis (VPS13A): Mutations (1): ♂ Genotyping | c.6058delC (p.P2020fs) Sequencing | NM_033305:1-72

Chronic Granulomatous Disease: CYBA Related (CYBA): Mutations (12): ♂ Genotyping | c.354C>A (p.S118R), c.467C>A (p.P156Q), c.281A>G (p.H94R), c.7C>T (p.Q3X), c.70G>A (p.G24R), c.244delC (p.P82fs), c.171_172insG (p.K58fs), c.373G>A (p.A125T), c.174delG (p.K58fs), c.385_388delGAGC (p.E129SfsX61), c.369+1G>A (IVS5+1G>A), c.71G>A (p.G24E) Sequencing | NM_000101:1-5

Citrin Deficiency (SLC25A13): Mutations (8): ♂ Genotyping | c.1180G>A (p.G394S), c.674C>A (p.S225X), c.1766G>A (p.R589Q), c.851_854delGTAT (p.R284fs), c.1802_1803insA (p.Y601fs), c.1180+1G>A, c.1663_1664insGAGATTACAGGTGGCTGCCCGG (p.A555fs), c.1314+1G>A Sequencing | NM_001160210:1-18

Citrullinemia: Type I (ASS1): Mutations (11): ♂ Genotyping | c.1194-1G>C, c.970+5G>A, c.928A>C (p.K310Q), c.835C>T (p.R279X), c.1085G>T (p.G362V), c.470G>A (p.R157H), c.539G>A (p.S180N), c.970G>A (p.G324S), c.535T>C (p.W179R), c.1168G>A (p.G390R), c.421-2A>G (IVS6-2A>G) Sequencing | NM_000050:3-16

Classical Galactosemia (GALT): Mutations (18): ♂ Genotyping | c.253-2A>G, c.563A>G (p.Q188R), c.626A>G (p.Y209C), c.404C>T (p.S135L), c.413C>T (p.T138M), c.505C>A (p.Q169K), c.997C>G (p.R333G), c.607G>A (p.E203K), c.855G>T (p.K285N), c.1138T>C (p.X380R), c.221T>C (p.L74P), c.425T>A (p.M142K), c.512T>C (p.F171S), c.584T>C (p.L195P), c.134_138delCAGCT, c.1039_753del3162, c.820+51_789del2294ins12, c.404C>G (p.S135W) Sequencing | NM_000155:1-11

Cockayne Syndrome: Type A (ERCC8): Mutations (3): ♂ Genotyping | c.966C>A (p.Y322X), c.37G>T (p.E13X), c.479C>T (p.A160V) Sequencing | NM_000082:1-12

Cockayne Syndrome: Type B (ERCC6): Mutations (7): ♂ Genotyping | c.1550G>A (p.W517X), c.2203C>T (p.R735X), c.1518delG (p.K506Nfs), c.1357C>T (p.R453X), c.972_973insA (p.E325Rfs), c.1974_1975insTGTC (p.T659fs), c.1034_1035insT (p.K345fs) Sequencing | NM_000124:2-21

Cohen Syndrome (VPS13B): Mutations (9): ♂ Genotyping | c.6578T>G (p.L2193R), c.7051C>T (p.R2351X), c.4471G>T (p.E1491X), c.2911C>T (p.R971X), c.7934G>A (p.G2645D), c.10888C>T (p.Q3630X), c.8459T>C (p.I2820T), c.9259_9260insT (p.L3087fs), c.3348_3349delCT (p.C1117fx) Sequencing | NM_017890:2-51,53-62

Combined Pituitary Hormone Deficiency: PROP1 Related (PROP1): Mutations (11): ♂ Genotyping | c.218G>A (p.R73H), c.150delA (p.G50fsX), c.358C>T (p.R120C), c.112_124delTCGAGTGCTCCAC (p.S38fsX), c.2T>C, c.157delA (p.R53fsX), c.212G>A (p.R71H), c.217C>T (p.R73C), c.582G>A (p.W194X), c.109+1G>T, c.301delAG (p.S101fsX) Sequencing | NM_006261:1-3

Congenital Disorder of Glycosylation: Type 1A: PMM2 Related (PMM2): Mutations (5): ♂ Genotyping | c.357C>A (p.F119L), c.422G>A (p.R141H), c.338C>T (p.P113L), c.691G>A (p.V231M), c.470T>C (p.F157S) Sequencing | NM_000303:1-8

Congenital Disorder of Glycosylation: Type 1B: MPI Related (MPI): Mutations (1): ♂ Genotyping | c.884G>A (p.R295H) Sequencing | NM_002435:1-8

Congenital Disorder of Glycosylation: Type 1C: ALG6 Related (ALG6): Mutations (4): ♂ Genotyping | c.257+5G>A, c.895_897delATA, c.998C>T (p.A333V), c.1432T>C (p.S478P) Sequencing | NM_013339:2-15

Congenital Ichthyosis: ABCA12 Related (ABCA12): Mutations (8): ♂ Genotyping | c.4139A>G (p.N1380S), c.4951G>A (p.G1651S), c.4142G>A (p.G1381E), c.4541G>A (p.R1514H), c.4615G>A (p.E1539K), c.7323delC (p.V2442Sfs), c.6610C>T (p.R2204X), c.3535G>A (p.G1179R) Sequencing | NM_173076:1-53

Congenital Insensitivity to Pain with Anhidrosis (NTRK1): Mutations (12): ♂ Genotyping | c.1729G>C (p.G577R), c.2339G>C (p.R780P), c.25C>T (p.Q9X), c.1076A>G (p.Y359C), c.1759A>G (p.M587V), c.207_208delITG (p.E70Afs), c.1550G>A (p.G517E), c.717+4A>T, c.429-1G>C, c.1660delC (p.R554fs), c.2046+3A>C, c.2084C>T (p.P695L) Sequencing | NM_002529:2-17

Congenital Lipoid Adrenal Hyperplasia (STAR): Mutations (12): ♂ Genotyping | c.178+1_178+2insT (IVS2+3insT), c.201_202delCT, c.466-11T>A (IVS4-11T>A), c.64+1G>T (IVS1+1G>T), c.562C>T (p.R188C), c.772C>T (p.Q258X), c.545G>A (p.R182H), c.545G>T

(p.R182L), c.559G>A (p.V187M), c.650G>C (p.R217T), c.749G>A (p.W250X), c.64+1G>A Sequencing | NM_000349:1-7

Congenital Myasthenic Syndrome: CHRNE Related (CHRNE): Mutations (12): ♂ Genotyping | c.1327delG (p.E443fs), c.865C>T (p.L289F), c.911delT (p.L304fs), c.344+1G>A, c.850A>C (p.T284P), c.422C>T (p.P141L), c.250C>G (p.R84G), c.500G>T (p.R167L), c.991C>T (p.R331W), c.37G>A (p.G13R), c.613_619delTTGGGCCA (p.W205fs), c.1353_1354insG (p.N452Efs) Sequencing | NM_000080:1-12

Congenital Myasthenic Syndrome: DOK7 Related (DOK7): Mutations (6): ♂ Genotyping | c.601C>T (p.R201X), c.539G>C (p.G180K), c.548_551delTTCT (p.F183fs), c.1263_1264insC (p.S422fs), c.101-1G>T, c.331+1G>T Sequencing | NM_173660:3-7

Congenital Myasthenic Syndrome: RAPSN Related (RAPSN): Mutations (11): ♂ Genotyping | c.264C>A (p.N88K), c.41T>C (p.L14P), c.807C>A (p.Y269X), c.548_549insGTTC (p.L183fs), c.46_47insC (p.L16fs), c.133G>A (p.V45M), c.848T>C (p.L283P), c.484G>A (p.E162K), c.490C>T (p.R164C), c.-210A>G, c.193-15C>A (IVS1-15C>A) Sequencing | NM_005055:1-8

Congenital Neutropenia: Recessive (HAX1): Mutations (6): ♂ Genotyping | c.121_125insG, c.130_131insA, c.431insG, c.91delG, c.256C>T (p.R86X), c.568C>T (p.Q190X) Sequencing | NM_006118:1-7

Corneal Dystrophy and Perceptive Deafness (SLC4A11): Mutations (8): ♂ Genotyping | c.1459_1462delTACGinsA (p.487_488delYAlnT), c.2313_2314insATGACAC, c.554_561delGCTTCGCC (p.R185fs), c.2566A>G (p.M856V), c.1463G>A (p.R488K), c.2528T>C (p.L843P), c.637T>C (p.S213P), c.2321+1G>A Sequencing | NM_001174090:1-20

Corticosterone Methyloxidase Deficiency (CYP11B2): Mutations (3): ♂ Genotyping | c.1492A>G (p.T498A), c.541C>T (p.R181W), c.1382T>C (p.L461P) Sequencing | NM_000498:1-9

Grigler-Najjar Syndrome (UGT1A1): Mutations (11): ♂ Genotyping | c.508_513delTTC (p.170delF), c.1070A>G (p.Q357R), c.1021C>T (p.R341X), c.1124C>T (p.S375F), c.840C>A (p.C280X), c.991C>T (p.Q331X), c.923G>A (p.G308E), c.1198A>G (p.N400D), c.992A>G (p.Q331R), c.44T>G (p.L15R), c.524T>A (p.L175Q) Sequencing | NM_000463:1-5

Cystic Fibrosis (CFTR): Mutations (149): ♂ Genotyping | c.1029delC, c.1153_1154insAT, c.1477delCA, c.1519_1521delATC (p.507delI), c.1521_1523delCTT (p.508delF), c.1545_1546delTTA (p.Y515Kfs), c.1585-1G>A, c.164+12T>C, c.1680-886A>G, c.1680-1G>A, c.1766+1G>A, c.1766+1G>T, c.1766+5G>T, c.1818del84, c.1911delG, c.1923delCTCAAAATinsA, c.1973delGAAATTCATCTinsAGAAA, c.2052delA (p.K684fs), c.2052insA (p.Q685fs), c.2051_2052delAAinsG (p.K684SfsX38), c.2174insA, c.261delTT, c.2657+5G>A, c.273+1G>A, c.273+3A>C, c.274-1G>A, c.2988+1G>A, c.3039delC, c.3140-26A>G, c.325delATinsG, c.3527delC, c.3535delACCA, c.3691delT, c.3717+12191C>T, c.3744delA, c.3773_3774insT (p.L1258fs), c.442delA, c.489+1G>T, c.531delT, c.579+1G>T, c.579+5G>A (IVS4+5G>A), c.803delA (p.N268fs), c.805_806delAT (p.I269fs), c.933_935delCTT (p.311delF), c.946delTT, c.1645A>C (p.S549R), c.2128A>T (p.K710X), c.1000C>T (p.R334W), c.1013C>T (p.T338I), c.1364C>A (p.A455E), c.1477C>T (p.Q493X), c.1572C>A (p.C524X), c.1654C>T (p.Q552X), c.1657C>T (p.R553X), c.1721C>A (p.P574H), c.2125C>T (p.R709X), c.223C>T (p.R75X), c.2668C>T (p.Q890X), c.3196C>T (p.R1066C), c.3276C>T (p.Y1092X), c.3472C>T (p.R1158X), c.3484C>T (p.R1162X), c.349C>T (p.R117C), c.3587C>G (p.S1196X), c.3712C>T (p.Q1238X), c.3764C>A (p.S1255X), c.3909C>G (p.N1303K), c.1040G>A (p.R347H), c.1040G>C (p.R347P), c.1438G>T (p.G480C), c.1558G>T (p.V520F), c.1624G>T (p.G542X), c.1646G>A (p.S549N), c.1646G>T (p.S549I), c.1652G>A (p.G551D), c.1675G>A (p.A559T), c.1679G>C (p.R560T), c.178G>T (p.E60X), c.254G>A (p.G85E), c.271G>A (p.G91R), c.274G>T (p.E92X), c.3209G>A (p.R1070Q), c.3266G>A (p.W1089X), c.3454G>C (p.D1152H), c.350G>A (p.R117H), c.3611G>A (p.W1204X), c.3752G>A (p.S1251N), c.3846G>A (p.W1282X), c.3848G>T (p.R1283M), c.532G>A (p.G178R), c.988G>T (p.G330X), c.1090T>C (p.S364P), c.3302T>A (p.M1101K), c.617T>G (p.L206W), c.14C>T (p.P5L), c.19G>T (p.E7X), c.171G>A (p.W57X), c.313delA (p.I105fs), c.328G>C (p.D110H), c.580-1G>T, c.1055G>A (p.R352Q), c.1075C>A (p.Q359K), c.1079C>A (p.T360K), c.1647T>G (p.S549R), c.1976delA (p.N659fs), c.2290C>T (p.R764X), c.2737_2738insG (p.Y913X), c.3067_3072delATAGTG (p.I1023_V1024delT), c.3536_3539delCCAA (p.T1179fs), c.3659delC (p.T1220fs), c.54-5940_273+10250del21080bp (p.S18fs), c.4364C>G (p.S1455X), c.4003C>T (p.L1335F), c.2538G>A (p.W846X), c.200C>T (p.P67L), c.4426C>T (p.Q1476X), c.1116+1G>A, c.1986_1989delAACT (p.T663R), c.2089_2090insA (p.R697Kfs), c.2215delG (p.V739Y), c.263T>G (p.L196X), c.3022delG (p.V1008S), c.3908dupA (p.N1303Kfs), c.658C>T (p.Q220X), c.868C>T (p.Q290X), c.1526delG (p.G509fs), c.2908+1085-3367+260del7201, c.11C>A (p.S4X), c.3878_3881delATT (p.V1293fs), c.3700A>G (p.I1234V), c.416A>T (p.H139L), c.366T>A (p.Y122X), c.3767_3768insC (p.A1256fs), c.613C>T (p.P205S), c.293A>G (p.Q98R), c.3731G>A (p.G1244E), c.535C>A (p.Q179K), c.3368-2A>G, c.455T>G (p.M152R), c.1610_1611delAC (p.D537fs), c.3254A>G (p.H1085R), c.496A>G (p.K166E), c.1408_1417delGTGATTATGG (p.V470fs), c.1585-8G>A, c.2909G>A (p.G970D), c.653T>A (p.L218X), c.1175T>G (p.V392G), c.3139_3139+1delGG, c.3717+4A>G (IVS22+4A>G) Sequencing | NM_000492:1-27

Cystinosis (CTNS): Mutations (14): ♂ Genotyping | c.18_21delGACT, c.198_218delATTACTATCTTGAGCTCCC, c.283G>T (p.G95X), c.414G>A (p.W138X), c.506G>A (p.G169D), c.613G>A (p.D205N), c.473T>C (p.L158P), c.329G>T (p.G110V), c.416C>T (p.S139F), c.589G>A (p.G197R), c.969C>G (p.N323K), c.1015G>A (p.G339R), c.-39155_848del57119, c.199_219delATTACTATCTTGAGCTCCCC (p.I67_P73del) Sequencing | NM_001031681:1,3-13

Cystinuria: Non-Type I (SLC7A9): Mutations (15): ♂ Genotyping | c.508G>A (p.V170M), c.313G>A (p.G105R), c.583G>A (p.G195R), c.775G>A (p.G259R), c.997C>T (p.R333W), c.131T>C (p.I44T), c.782C>T (p.P261L), c.695A>G (p.Y232C), c.544G>A (p.A182T), c.368C>T (p.T123M), c.614_615insA (p.K205fs), c.604+2T>C, c.605-3C>A (IVS5-3C>A), c.1445C>T (p.P482L), c.368_369delCG (p.T123fs) Sequencing | NM_001243036:2-13

Cystinuria: Type I (SLC3A1): Mutations (10): ♂ Genotyping | c.1400T>C (p.M467T), c.2033T>C (p.L678P), c.542G>A (p.R181Q), c.1955C>G (p.T652R), c.1843C>A (p.P615T), c.1085G>A (p.R362H), c.1597T>A (p.Y533N), c.647C>T (p.T216M), c.808C>T (p.R270X), c.452A>G (p.Y151C) Sequencing | NM_000341:1-10

D-Bifunctional Protein Deficiency (HSD17B4): Mutations (6): ♂ Genotyping | c.46G>A (p.G16S), c.63G>T (p.L21F), c.422_423delAG, c.652G>T (p.V218L), c.1369A>T (p.N457Y), c.3791G>A (p.R1264H) Sequencing | NM_000414:1-24

Diabetes: Recessive Permanent Neonatal (ABCC8): Mutations (2): ♂ Genotyping | c.215A>G (p.N72S), c.1144G>A (p.E382K) Sequencing | NM_000352:1-39

Du Pan Syndrome (GDF5): Mutations (4): ♂ Genotyping | c.1309delTTG, c.1306C>A (p.P436T), c.1133G>A (p.R378Q), c.1322T>C (p.L441P) Sequencing | NM_000557:1-2

Dyskeratosis Congenita: RTEL1 Related (RTEL1): Mutations (5): ♂ Genotyping | c.2869C>T (p.R981T), c.2920C>T (p.R974X), c.1548G>T (p.M516I), c.2216G>T (p.G763V), c.3791G>A (p.R1264H) Sequencing | NM_001283009:2-35

Dystrophic Epidermolysis Bullosa: Recessive (COL7A1): Mutations (11): ♂ Genotyping | c.2470_2471insG, c.5820G>A (p.P1940P), c.933C>A (p.Y311X), c.4039G>C (p.G1347R), c.8393T>A (p.M2798K), c.425A>G (p.K142R), c.8441-14_8435delGCTCTGGCTCCAGACCCCT, c.4783-1G>A, c.7344G>A (p.V2448X), c.4991G>C (p.G1664A), c.497_498insA (p.V168GfsX179) Sequencing | NM_000094:1-118

Ehlers-Danlos Syndrome: Type VIIC (ADAMT2): Mutations (2): ♂ Genotyping | c.673C>T (p.Q225X), c.2384G>A (p.W795X) Sequencing | NM_014244:2-22

Ellis-van Creveld Syndrome: EVC Related (EVC): Mutations (10): ♂ Genotyping | c.919T>C (p.S307P), c.1694delC (p.A565VfsX23), c.734delT (p.L245fs), c.910-911insA (p.R304fs), c.2635C>T (p.Q879X), c.1868T>C (p.L623Q), c.1858_1879delTTGGCCGACTGGGGCCCTC (p.L620_L626del), c.1886+5G>T, c.1098+1G>A, c.1018C>T (p.R340X) Sequencing | NM_153717:2-21

Ellis-van Creveld Syndrome: EVC2 Related (EVC2): Mutations (1): ♂ Genotyping | c.3025C>T (p.Q1009X) Sequencing | NM_147127:1-22

Enhanced S-Cone (NR2E3): Mutations (5): ♂ Genotyping | c.932G>A (p.R311Q), c.227G>A (p.R76Q), c.119-2A>C, c.226C>T (p.R76W), c.747+1G>C (IVS5+1G>C) Sequencing | NM_016346:1-8

Ethylmalonic Aciduria (ETHE1): Mutations (4): ♂ Genotyping | c.505+1G>T, c.487C>T (p.R163W), c.3G>T (p.M11), c.488G>A (p.R163Q) Sequencing | NM_014297:1-7

Familial Chloride Diarrhea (SLC26A3): Mutations (6): ♂ Genotyping | c.344delT (p.I115I), c.559G>T (p.G187X), c.951delGGT (p.V318del), c.1386G>A (p.W462X), c.371A>T (p.H124L), c.2023_2025dupATC (p.I675L) Sequencing | NM_000111:2-21

Familial Dysautonomia (IKBKAP): Mutations (4): ♂ Genotyping | c.2204+6T>C, c.2741C>T (p.P914L), c.2087G>C (p.R696P), c.2128C>T (p.Q710X) Sequencing | NM_003640:2-37

Familial Hyperinulinism: Type 1: ABCC8 Related (ABCC8): Mutations (11): ♂ Genotyping | c.3989-9G>A, c.4159_4161delTTC (p.1387delF), c.4258C>T (p.R1420C), c.4477C>T (p.R1493W), c.2147G>T (p.G716V), c.4055G>C (p.R1352P), c.560T>A (p.V187D), c.4516G>A (p.E1506K), c.2506C>T (p.Q836X), c.579+2T>A, c.1333-1013A>G (IVS8-1013A>G) Sequencing | NM_000352:1-39

Familial Hyperinulinism: Type 2: KCNJ11 Related (KCNJ11): Mutations (6): ♂ Genotyping | c.776A>G (p.H259R), c.36C>A (p.Y12X), C.761T (p.P254L), c.G-134T, c.844G>A (p.E282K), c.440T>C (p.L147P) Sequencing | NM_000525:1

Familial Mediterranean Fever (MEFV): Mutations (12): ♂ Genotyping | c.2076_2078delAAT (p.692delI), c.2080A>G (p.M694V), c.2084A>G (p.K695R), c.1437C>G (p.F479L), c.800C>T (p.T267I), c.1958G>A (p.R653H), c.2040G>A (p.M680I), c.2040G>C (p.M680I), c.2082G>A (p.M694I), c.2230G>T (p.A744S), c.2282G>A (p.R761H), c.2177T>C (p.V726A) Sequencing | NM_000243:1-10

Fanconi Anemia: Type A (FANCA): Mutations (10): ♂ Genotyping | c.295C>T (p.Q99X), c.1115_1118delTTGG, c.3720_3724delAAACA (p.E1240Dfs), c.513G>A (p.W171X), c.1606delT (p.S536fs), c.3558_3559insG (p.R1187Efs), c.1615delG (p.D539fs), c.890_893delGCTG (p.C297fs), c.2172_2173insG (p.T724fs), c.4275delT (p.R1425fs) Sequencing | NM_000135:1-43

Fanconi Anemia: Type C (FANCC): Mutations (8): ♂ Genotyping | c.456+4A>T, c.67delG, c.37C>T (p.Q13X), c.553C>T (p.R185X), c.1661T>C (p.L554P), c.1642C>T (p.R548X), c.66G>A (p.W22X), c.65G>A (p.W22X) Sequencing | NM_000136:2-15

Fanconi Anemia: Type G (FANCG): Mutations (5): ♂ Genotyping | c.1480+1G>C, c.307+1G>C, c.1794_1803delCTGGATCCCGT (p.W599Pfs), c.637_643delTACCGCC (p.Y213K+4X), c.925-2A>G Sequencing | NM_004629:1-14

Fanconi Anemia: Type J (BRIP1): Mutations (1): ♂ Genotyping | c.2392C>T (p.R798X) Sequencing | NM_032043:2-20

Fumarate Deficiency (FH): Mutations (1): ♂ Genotyping | c.1431_1433insAAA Sequencing | NM_000143:1-10

GM1-Gangliosidosis (GLB1): Mutations (17): ♂ Genotyping | c.1480-2A>G,

c.75+2_75+3insT, c.1772A>G (p.Y591C), c.947A>G (p.Y316C), c.1051C>T (p.R351X), c.1369C>T (p.R457X), c.145C>T (p.R49C), c.202C>T (p.R68W), c.245C>T (p.T82M), c.601C>T (p.R201C), c.622C>T (p.R208C), c.1370G>A (p.R457Q), c.176G>A (p.R59H), c.367G>A (p.G123R), c.152T>C (p.I51T), c.1771T>A (p.Y591N), c.1577_1578insG Sequencing | NM_000404:1-16

GRACILE Syndrome (BCS1L): Mutations (12): ♂ Genotyping | c.232A>G (p.S78G), c.103G>C (p.G35R), c.148A>G (p.T50A), c.166C>T (p.R56X), c.133C>T (p.R45C), c.296C>T (p.P99L), c.464G>C (p.R155P), c.547C>T (p.R183C), c.548G>A (p.R183H), c.550C>T (p.R184C), c.830G>A (p.S277N), c.1057G>A (p.V353M) Sequencing | NM_004328:1-9

Galactokinase Deficiency (GALK1): Mutations (7): ♂ Genotyping | c.1144C>T (p.Q382X), c.1045G>A (p.G349S), c.1031C>T (p.T344M), c.238G>T (p.E80X), c.94G>A (p.V32M), c.82C>A (p.P28T), c.593C>T (p.A198V) Sequencing | NM_000154:1-8

Gaucher Disease (GBA): Mutations (6): ♂ Genotyping | c.84_85insG, c.1226A>G (p.N409S), c.1343A>T (p.D448V), c.1504C>T (p.R502C), c.1297G>T (p.V433L), c.1604G>A (p.R535H)

Gitelman Syndrome (SLC12A3): Mutations (11): ♂ Genotyping | c.1926-1G>T, c.2883+1G>T, c.1046C>T (p.P348L), c.1763C>T (p.A588V), c.622C>T (p.R208W), c.1889G>T (p.G629V), c.1961G>A (p.R654H), c.1868T>C (p.L623P), c.1180+1G>T (IVS9+1G>T), c.1670-191C>T, c.2548+253C>T Sequencing | NM_000339:1-26

Globoid Cell Leukodystrophy (GALC): Mutations (10): ♂ Genotyping | c.1153G>T (p.E385X), c.857G>A (p.G286D), c.2002A>C (p.T668P), c.1700A>C (p.Y567S), c.1586C>T (p.T529M), c.1472delA (p.K491fs), c.913A>G (p.I305V), c.683_694delATCTGCGAGTinsCTC (p.N228_5232del5insTP), c.246A>G (p.I82M), c.1161+6555_9573del31670bp Sequencing | NM_000153:2-17

Glutaric Acidemia: Type I (GCDH): Mutations (8): ♂ Genotyping | c.1204C>T (p.R402W), c.1262C>T (p.A421V), c.743C>T (p.P248L), c.1093G>A (p.E365K), c.877G>A (p.A293T), c.1083-2A>C (IVS10-2A>C), c.680G>C (p.R227P), c.1198G>A (p.V400M) Sequencing | NM_000159:2-12

Glutaric Acidemia: Type IIA (ETFA): Mutations (5): ♂ Genotyping | c.797C>T (p.T266M), c.470T>G (p.V157G), c.346G>A (p.G116R), c.809_811delTAG (p.V270_A271delinsA), c.963+1delG Sequencing | NM_000126:1-12

Glutaric Acidemia: Type IIB (ETFB): Mutations (2): ♂ Genotyping | c.764G>A (p.R255Q), c.655G>A (p.D219N) Sequencing | NM_001014763:1-5, NM_001985:1

Glutaric Acidemia: Type IIC (ETFDH): Mutations (8): ♂ Genotyping | c.1448C>T (p.P483L), c.2T>C (p.M1T), c.250G>A (p.A84T), c.524G>T (p.R175L), c.380T>A (p.L127H), c.524G>A (p.R175H), c.1130T>C (p.L377P), c.36delA (p.A12fs) Sequencing | NM_004453:1-13

Glycine Encephalopathy: AMT Related (AMT): Mutations (6): ♂ Genotyping | c.959G>A (p.R320H), c.878-1G>A, c.826G>C (p.D276H), c.574C>T (p.Q192X), c.139G>A (p.G47R), c.125A>G (p.H42R) Sequencing | NM_000481:1-9

Glycine Encephalopathy: GLDC Related (GLDC): Mutations (5): ♂ Genotyping | c.2284G>A (p.G762R), c.2266_2268delITC (p.756delF), c.1691G>T (p.S564I), c.1545G>C (p.R515S), c.2T>C (p.M1T) Sequencing | NM_000170:1-25

Glycogen Storage Disease: Type IA (G6PC): Mutations (13): ♂ Genotyping | c.376_377insTA, c.79delC, c.979_981delITC (p.327delF), c.1039C>T (p.Q347X), c.247C>T (p.R83C), c.724C>T (p.Q242X), c.248G>A (p.R83H), c.562G>C (p.C188R), c.648G>T, c.809G>T (p.G270V), c.113A>T (p.D38V), c.975delG (p.L326fs), c.724delC Sequencing | NM_000151:1-5

Glycogen Storage Disease: Type IB (SLC37A4): Mutations (5): ♂ Genotyping | c.1042_1043delCT, c.796G>T (p.G266C), c.1016G>A (p.G339D), c.1099G>A (p.A367T), c.352T>C (p.W118R) Sequencing | NM_001164277:3-11

Glycogen Storage Disease: Type II (GAA): Mutations (13): ♂ Genotyping | c.1935C>A (p.D645E), c.2560C>T (p.R854X), c.-32-13T>G (IVS1-13T>G), c.525delT (p.E176Rfs), c.710C>T (p.A237V), c.896T>G (p.L299R), c.953T>C (p.M318T), c.1561G>A (p.E521K), c.1585_1586delITCinsGT (p.S529V), c.1634C>T (p.P545L), c.1927G>A (p.G643R), c.2173C>T (p.R725W), c.2707_2709delK (p.Q93delK) Sequencing | NM_001079804:2-20

Glycogen Storage Disease: Type III (AGL): Mutations (14): ♂ Genotyping | c.17_18delAG, c.4455delT (p.S1486fs), c.1222C>T (p.R408X), c.16C>T (p.Q6X), c.1384delG (p.V462X), c.2039G>A (p.W680X), c.2590C>T (p.R864X), c.2681+1G>A, c.3439A>G (p.R1147G), c.3682C>T (p.R1228X), c.3965delT (p.V1322AfsX27), c.3980G>A (p.W1327X), c.4260-12A>G (IVS32-12A>G), c.4342G>C (p.G1448R) Sequencing | NM_000642:2-34

Glycogen Storage Disease: Type IV (GBE1): Mutations (3): ♂ Genotyping | c.986A>C (p.Y329S), c.691+2T>C (IVS5+2T>C), c.986A>G (p.Y329C) Sequencing | NM_000158:1-16

Glycogen Storage Disease: Type V (PYGM): Mutations (10): ♂ Genotyping | c.2128_2130delITC (p.T10delF), c.1627A>T (p.K543X), c.1628A>C (p.K543T), c.148C>T (p.R50X), c.255C>A (p.Y85X), c.613G>A (p.G205S), c.2392T>C (p.W798R), c.1827G>A (p.K609K), c.632delG (p.S211fs), c.808C>T (p.R270X) Sequencing | NM_005609:1-20

Glycogen Storage Disease: Type VII (PFKM): Mutations (4): ♂ Genotyping | c.450+1G>A, c.329G>T (p.R110L), c.283C>T (p.R95X), c.2214delC (p.P739Qfs) Sequencing | NM_001166686:2-25

Guanidinoacetate Methyltransferase Deficiency (GAMT): Mutations (4): ♂ Genotyping | c.506G>A (p.C169Y), c.327G>A, c.309_310insCCGGGACTGGGCC (p.L99_A103fs), c.148A>C (p.M50L) Sequencing | NM_000156:1-6

HMG-CoA Lyase Deficiency (HMGCL): Mutations (7): ♂ Genotyping | c.914_915delTT, c.122G>A (p.R41Q), c.208G>C (p.V70L), c.835G>A (p.E279K), c.561+1G>A, c.109G>T (p.E37X), c.561+1G>T Sequencing | NM_000191:1-9

Hemochromatosis: Type 2A: HFE Related (HFE2): Mutations (1): ♂ Genotyping | c.959G>T (p.G320V) Sequencing | NM_213653:2-4

Hemochromatosis: Type 3: TFR2 Related (TFR2): Mutations (4): ♂ Genotyping | c.2069A>C (p.Q690P), c.750C>G (p.Y250X), c.515T>A (p.M172K), c.88_89insC (p.E60X) Sequencing | NM_003227:1-18

Hemoglobinopathy: Hb C (HBB): Mutations (1): ♂ Genotyping | c.19G>A (p.E7K) Sequencing | NM_000518:1-3

Hemoglobinopathy: Hb D (HBB): Mutations (1): ♂ Genotyping | c.364G>C (p.E122Q) Sequencing | NM_000518:1-3

Hemoglobinopathy: Hb E (HBB): Mutations (1): ♂ Genotyping | c.79G>A (p.E27K) Sequencing | NM_000518:1-3

Hemoglobinopathy: Hb O (HBB): Mutations (1): ♂ Genotyping | c.364G>A (p.E122K) Sequencing | NM_000518:1-3

Hereditary Fructose Intolerance (ALDOB): Mutations (10): ♂ Genotyping | c.357_360delAAAC, c.1005C>G (p.N335K), c.524C>A (p.A175D), c.448G>C (p.A150P), c.612T>G (p.Y204X), c.865_867delCTT (p.289delL), c.720C>A (p.C240X), c.442T>C (p.W148R), c.178C>T (p.R60X), c.10C>T (p.R4X) Sequencing | NM_000035:2-9

Hereditary Spastic Paraplegia: TECPR2 Related (TECPR2): Mutations (1): ♂ Genotyping | c.3416delT (p.L1139fs) Sequencing | NM_014844:2-20

Herlitz Junctional Epidermolysis Bullosa: LAMA3 Related (LAMA3): Mutations (1): ♂ Genotyping | c.1981C>T (p.R661X) Sequencing | NM_000227:1-38

Herlitz Junctional Epidermolysis Bullosa: LAMB3 Related (LAMB3): Mutations (6): ♂ Genotyping | c.3024delT, c.124C>T (p.R42X), c.1903C>T (p.R635X), c.430C>T (p.R144X), c.727C>T (p.Q243X), c.3247C>T (p.Q1083X) Sequencing | NM_000228:2-23

Herlitz Junctional Epidermolysis Bullosa: LAMC2 Related (LAMC2): Mutations (1): ♂ Genotyping | c.283C>T (p.R95X) Sequencing | NM_005562:1-23

Hermansky-Pudlak Syndrome: Type 1 (HPS1): Mutations (1): ♂ Genotyping | c.1470_1486dup16 (p.H497Qfs) Sequencing | NM_000195:3-20

Hermansky-Pudlak Syndrome: Type 3 (HPS3): Mutations (4): ♂ Genotyping | c.1189C>T (p.R397W), c.1691+2T>G, c.2589+1G>C, c.1163+1G>A Sequencing | NM_032383:1-17

Hermansky-Pudlak Syndrome: Type 4 (HPS4): Mutations (7): ♂ Genotyping | c.1876C>T (p.Q626X), c.526C>T (p.Q176X), c.957_958insGCTTGCCAGATGGCAGGAAGGAG (p.E319_N320ins8), c.634C>T (p.R212X), c.397G>T (p.E133X), c.649G>T (p.E217X), c.2039delC (p.P680fs) Sequencing | NM_152841:1-12

Holocarboxylase Synthetase Deficiency (HLCS): Mutations (7): ♂ Genotyping | c.1795+5G>A (IVS10+5G>A), c.780delG, c.710T>C (p.L237P), c.1522C>T (p.R508W), c.1648G>A (p.V550M), c.1513G>C (p.G505R), c.772_781delACAAGCAAGG (p.T258fs) Sequencing | NM_001242785:4-12

Homocystinuria Caused by CBS Deficiency (CBS): Mutations (8): ♂ Genotyping | c.919G>A (p.G307S), c.833T>C (p.L278T), c.1006C>T (p.R336C), c.959T>C (p.V320A), c.797G>A (p.R266K), c.572C>T (p.T191M), c.341C>T (p.A114V), c.969G>A (p.W324X) Sequencing | NM_001178008:3-17

Hurler Syndrome (IDUA): Mutations (8): ♂ Genotyping | c.1598C>G (p.P533R), c.208C>T (p.Q70X), c.1205G>A (p.W402X), c.979G>C (p.A327P), c.266G>A (p.R89Q), c.1960T>G (p.X654G), c.152G>A (p.G51D), c.1037T>G (p.L346R) Sequencing | NM_000203:2-8, 11-14

Hypophosphatasia (ALPL): Mutations (5): ♂ Genotyping | c.1559delT, c.1133A>T (p.D378V), c.1001G>A (p.G334D), c.571G>A (p.E191K), c.979T>C (p.F327L) Sequencing | NM_000478:2-12

Inclusion Body Myopathy: Type 2 (GNE): Mutations (3): ♂ Genotyping | c.2228T>C (p.M743T), c.1807G>C (p.V603L), c.131G>C (p.C44S) Sequencing | NM_001128227:1-12

Infantile Cerebral and Cerebellar Atrophy (MED17): Mutations (1): ♂ Genotyping | c.1112T>C (p.L371P) Sequencing | NM_004268:1-12

Isolated Microphthalmia: VSX2 Related (VSX2): Mutations (4): ♂ Genotyping | c.599G>A (p.R200Q), c.599G>C (p.R200P), c.679C>T (p.R227W), c.371-1G>A Sequencing | NM_182894:1-5

Isovaleric Acidemia (IVD): Mutations (1): ♂ Genotyping | c.941C>T (p.A314V) Sequencing | NM_002225:1-12

Joubert Syndrome (TMEM216): Mutations (2): ♂ Genotyping | c.218G>T (p.R73L), c.218G>A (p.R73H) Sequencing | NM_001173991:1-5

Lamellar Ichthyosis: Type 1 (TGM1): Mutations (1): ♂ Genotyping | c.877-2A>G (IVS5-2A>G) Sequencing | NM_000359:2-15

Laryngoonychocutaneous Syndrome (LAMA3): Mutations (1): ♂ Genotyping | c.151_152insG (p.V51GfsX3) Sequencing | NM_000227:1-38

Leber Congenital Amaurosis: CEP290 Related (CEP290): Mutations (1): ♂ Genotyping | c.2991+1655A>G (p.C998H) Sequencing | NM_025114:2-54

Leber Congenital Amaurosis: GUCY2D Related (GUCY2D): Mutations (3): ♂ Genotyping | c.1694T>C (p.F565S), c.2943delG (p.G982V), c.387delC (p.P130Lfs) Sequencing | NM_000180:2-19

Leber Congenital Amaurosis: LCA5 Related (LCA5): Mutations (3): ♂ Genotyping | c.835C>T (p.Q279X), c.1476_1477insA (p.P493TfsX1), c.1151delC Sequencing | NM_001122769:2-8

Leber Congenital Amaurosis: RDH12 Related (RDH12): Mutations (6): ♂ Genotyping | c.565C>T (p.Q189X), c.184C>T (p.R62X), c.464C>T (p.T155I), c.677A>G (p.Y226C), c.146C>T (p.T49M), c.295C>A (p.L99I) Sequencing | NM_152443:3-9

Leigh Syndrome: French-Canadian (LRPPRC): Mutations (1): ♂ Genotyping | c.1061C>T (p.A354V) Sequencing | NM_133259:1-38

Leukoencephalopathy with Vanishing White Matter: EIF2B5 Related (EIF2B5): Mutations (9): ♂ Genotyping | c.338G>A (p.R113H), c.271A>G (p.T91A), c.1882T>C (p.W628R), c.1157G>T (p.G386V), c.584G>A (p.R195H), c.925G>C (p.V309L), c.944G>A (p.R315H), c.166T>G (p.F56V), c.167T>G (p.F56C) Sequencing | NM_003907:1-16

Leydig Cell Hypoplasia (Luteinizing Hormone Resistance) (LHCR): Mutations (13): ♂ Genotyping | c.1822_1827delCTGGTT (p.608_609delLV), c.1777G>C (p.A593P), c.1660C>T (p.R554X), c.1060G>A (p.E354K), c.1635C>A (p.C545X), c.391T>C (p.C131R), c.1027T>A (p.C343S), c.1627T>C (p.C543R), c.1505T>C (p.L502P), c.430G>T (p.V144F), c.1847C>A (p.S616Y), c.455T>C (p.I152T), c.537_3C>A Sequencing | NM_000233:1-11

Limb-Girdle Muscular Dystrophy: Type 2A (CAPN3): Mutations (2): ♂ Genotyping | c.1715G>A (p.R572Q), c.1469G>A (p.R490Q), c.550delA (p.T184fs), c.2306G>A (p.R769Q), c.2362_2363delAGinsTCATCT (p.R788fs), c.1525G>T (p.V509F) Sequencing | NM_000070:1-24

Limb-Girdle Muscular Dystrophy: Type 2B (DYSF): Mutations (5): ♂ Genotyping | c.4989_4993delGCCCGinsCCCC (p.E1663fs), c.2833delG (p.A945fs), c.5830C>T (p.R1944X), c.2271C>A (p.Y758X), c.5174+5G>A Sequencing | NM_001130987:1-56

Limb-Girdle Muscular Dystrophy: Type 2C (SGCG): Mutations (4): ♂ Genotyping | c.848G>A (p.C283Y), c.787G>A (p.E263K), c.525delT (p.F175fsX), c.87_88insT (p.G30fs) Sequencing | NM_000231:2-8

Limb-Girdle Muscular Dystrophy: Type 2D (SGCA): Mutations (1): ♂ Genotyping | c.229C>T (p.R77C) Sequencing | NM_000023:1-9

Limb-Girdle Muscular Dystrophy: Type 2E (SGCB): Mutations (6): ♂ Genotyping | c.341C>T (p.S114F), c.452C>G (p.T151R), c.272G>C (p.R91P), c.272G>T (p.R91L), c.299T>A (p.M100K), c.323T>G (p.L108R) Sequencing | NM_000232:2-6

Limb-Girdle Muscular Dystrophy: Type 2F (SGCD): Mutations (5): ♂ Genotyping | c.493C>T (p.R165X), c.89G>A (p.W30X), c.784G>A (p.E262K), c.391G>C (p.A131P), c.653delC (p.A218fs) Sequencing | NM_001128209:2-8

Limb-Girdle Muscular Dystrophy: Type 2I (FKRP): Mutations (1): ♂ Genotyping | c.826C>A (p.L276I) Sequencing | NM_001039885:1-4

Lipoprotein Lipase Deficiency (LPL): Mutations (1): ♂ Genotyping | c.644G>A (p.G215E) Sequencing | NM_000237:1-10

Long-Chain 3-Hydroxyacyl-CoA Dehydrogenase Deficiency (HADHA): Mutations (2): ♂ Genotyping | c.1132C>T (p.Q378X), c.1528G>C (p.E510Q) Sequencing | NM_000182:1-20

Lysinuric Protein Intolerance (SLC7A7): Mutations (4): ♂ Genotyping | c.1228C>T (p.R410X), c.726G>A (p.W242X), c.1384_1385insATCA (p.R462fs), c.895_2A>T Sequencing | NM_001126105:3-11

MTHFR Deficiency: Severe (MTHFR): Mutations (6): ♂ Genotyping | c.1721T>G (p.V574G), c.1408G>T (p.E470X), c.1166G>A (p.W389X), c.652G>T (p.V218L), c.523G>A (p.A175T), c.474A>T (p.G158G) Sequencing | NM_005957:2-12

Malonyl-CoA Decarboxylase Deficiency (MLYCD): Mutations (5): ♂ Genotyping | c.560C>G (p.S187X), c.8G>A (p.G3D), c.1064_1065delITT (p.F355fs), c.949_14A>G, c.638_641delGTGA (p.S213fs) Sequencing | NM_012213:1-5

Maple Syrup Urine Disease: Type 1A (BCKDHA): Mutations (4): ♂ Genotyping | c.860_867delGAGGCCCC, c.868G>A (p.G290R), c.1312T>A (p.Y438N), c.288+1G>A Sequencing | NM_000709:1-9

Maple Syrup Urine Disease: Type 1B (BCKDHB): Mutations (6): ♂ Genotyping | c.1114G>T (p.E372X), c.548G>C (p.R183P), c.832G>A (p.G278S), c.970C>T (p.R324X), c.487G>T (p.E163X), c.853C>T (p.R285X) Sequencing | NM_183050:1-10

Maple Syrup Urine Disease: Type 2 (DBT): Mutations (15): ♂ Genotyping | c.670G>T (p.E224X), c.581C>G (p.S194X), c.1355A>G (p.H452R), c.294C>G (p.I98M), c.1448G>T (p.X483L), c.75_76delAT (p.C26Wfs), c.901C>T (p.R301C), c.363_364delCT (p.Y122Lfs), c.1193T>C (p.L398P), c.1169A>G (p.D390G), c.1209+5G>C (IVS9+5G>C), c.1232C>A (p.P411Q), c.939G>C (p.K313N), c.788T>G (p.M263R), c.1202T>C (p.I401T) Sequencing | NM_001918:1-11

Maple Syrup Urine Disease: Type 3 (DLD): Mutations (8): ♂ Genotyping | c.104_105insA, c.685G>T (p.G229C), c.214A>G (p.K72E), c.1081A>G (p.M361V), c.1123G>A (p.E375K), c.1178T>C (p.I393T), c.1463C>T (p.P488L), c.1483A>G (p.R495G) Sequencing | NM_000108:1-14

Maroteaux-Lamy Syndrome (ARSB): Mutations (6): ♂ Genotyping | c.629A>G (p.Y210C), c.1178A>C (p.H393P), c.284G>A (p.R95Q), c.944G>A (p.R315Q), c.1143-8T>G, c.1143-1G>C Sequencing | NM_000046:1-8

Meckel Syndrome: Type 1 (MKS1): Mutations (5): ♂ Genotyping | c.1408-35_1408-7del29 (p.G470fs), c.80+2T>C (IVS1+2T>C), c.1024+1G>A (IVS11+1G>A), c.417G>A (p.E139X), c.50insCCGGG (p.D19AfsX) Sequencing | NM_017777:1-18

Medium-Chain Acyl-CoA Dehydrogenase Deficiency (ACADM): Mutations (8): ♂ Genotyping | c.985A>G (p.K329E), c.362C>T (p.T121I), c.583G>A (p.G195R), c.799G>A (p.G267R), c.199T>C (p.Y67H), c.262C>T (p.L188F), c.616C>T (p.R206C), c.617G>A (p.C206H) Sequencing | NM_001127328:1-12

Megalencephalic Leukoencephalopathy (MLC1): Mutations (6): ♂ Genotyping | c.176G>A (p.G59E), c.278C>T (p.S93I), c.135_136insC (p.C46fsX), c.908_918delTGCTGCTGCTGinsGCA (p.V303GfsX96), c.880C>T (p.P294S), c.178-10T>A Sequencing | NM_139202:2-12

Metachromatic Leukodystrophy (ARSA): Mutations (18): ♂ Genotyping | c.1210+1G>A, c.465+1G>A (IVS2+1G>A), c.862A>C (p.T288P), c.1136C>T (p.P379L), c.1283C>T (p.P428L), c.827C>T (p.T276M), c.542T>G (p.I181S), c.1232C>T (p.T411I), c.769G>C (p.D257H), c.739G>A (p.G247R), c.641C>T (p.A214V), c.302G>A (p.G101D), c.293C>T (p.S98F), c.257G>A (p.R86Q), c.263G>A (p.G88D), c.1114C>T (p.R372W), c.292_293delTinsCT (p.S98L), c.302G>T (p.G101V) Sequencing | NM_001085425:2-9

Methylmalonic Acidemia: MMAA Related (MMAA): Mutations (14): ♂ Genotyping | c.64C>T (p.R22X), c.161G>A (p.W54X), c.266T>C (p.L89P), c.283C>T (p.Q95X), c.358C>T (p.Q120X), c.397C>T (p.Q133X), c.433C>T (p.R145X), c.503delC (p.T168MfsX9), c.562G>C (p.G188R), c.650T>A (p.L217X), c.653G>A (p.G218E), c.733+1G>A, c.988C>T (p.R330X), c.1076G>A (p.R359Q) Sequencing | NM_172250:2-7

Methylmalonic Acidemia: MMAB Related (MMAB): Mutations (11): ♂ Genotyping | c.700C>T (p.Q234X), c.656A>G (p.Y219C), c.572G>A (p.R191Q), c.571C>T (p.R191W), c.569G>A (p.R190H), c.568C>T (p.R190C), c.556C>T (p.R186W), c.403G>A (p.A135T), c.291-1G>A, c.287T>C (p.I96T), c.197-1G>T Sequencing | NM_052845:1-9

Methylmalonic Acidemia: MUT Related (MUT): Mutations (23): ♂ Genotyping | c.2150G>T (p.G717V), c.2099T>A (p.M700K), c.2080C>T (p.R694W), c.2054T>G (p.L685R), c.1867G>A (p.G623R), c.1280G>A (p.G427D), c.1106G>A (p.R369H), c.1105C>T (p.R369C), c.1097A>G (p.N366S), c.935G>T (p.G312V), c.691T>A (p.Y231N), c.655A>T (p.N219Y), c.643G>A (p.G215S), c.607G>A (p.G203R), c.572C>A (p.A191E), c.521T>C (p.F174S), c.322C>T (p.R108C), c.313T>C (p.W105R), c.299A>G (p.Y100C), c.284C>G (p.P95R), c.281G>T (p.G94V), c.278G>A (p.R93H), c.643G>T (p.G215C) Sequencing | NM_000255:2-13

Methylmalonic Aciduria and Homocystinuria: Type cb1C (MMACHC): Mutations (5): ♂ Genotyping | c.271_272insA (p.R91KfsX14), c.331C>T (p.R111X), c.394C>T (p.R132X), c.482G>A (p.R161Q), c.609G>A (p.W203X) Sequencing | NM_015506:1-4

Mitochondrial Complex I Deficiency: NDUFS6 Related (NDUFS6): Mutations (1): ♂ Genotyping | c.344G>A (p.C115Y) Sequencing | NM_004553:1-4

Mitochondrial DNA Depletion Syndrome: MNGIE Type (TYMP): Mutations (6): ♂ Genotyping | c.866A>C (p.E289A), c.433G>A (p.G145R), c.665A>G (p.K222R), c.457G>A (p.G153S), c.516+2T>C (IVS4+2T>C), c.1425_1426insC (p.S476Lfs) Sequencing | NM_001257989:2-8,10

Mitochondrial Myopathy and Sideroblastic Anemia (PUS1): Mutations (2): ♂ Genotyping | c.430C>T (p.R144W), c.658G>T (p.E220X) Sequencing | NM_025215:1-6

Mitochondrial Trifunctional Protein Deficiency: HADHB Related (HADHB): Mutations (7): ♂ Genotyping | c.182G>A (p.R61H), c.788A>G (p.D263G), c.740G>A (p.R247H), c.1331G>A (p.R444K), c.1364T>G (p.V455G), c.776_777insT (p.G259fs), c.1175C>T (p.A392V) Sequencing | NM_000183:2-16

Morquio Syndrome: Type A (GALNS): Mutations (6): ♂ Genotyping | c.205T>G (p.F69V), c.485C>T (p.S162F), c.1156C>T (p.R386C), c.901G>T (p.G301C), c.337A>T (p.I113F), c.178G>A (p.D60N) Sequencing | NM_000512:2-14

Morquio Syndrome: Type B (GLB1): Mutations (8): ♂ Genotyping | c.1527G>T (p.W509C), c.1313G>A (p.G438E), c.1445G>A (p.R482H), c.247T>C (p.Y83H), c.1444C>T (p.R482C), c.1498A>G (p.T500A), c.1223A>C (p.Q408P), c.817_818delTinsCT (p.W273L) Sequencing | NM_000404:1-16

Mucopolidiosis: Type II/III (GNPTAB): Mutations (3): ♂ Genotyping | c.3503_3504delITC (p.L1168QfsX5), c.3565C>T (p.R1189X), c.1120T>C (p.F374L) Sequencing | NM_024312:1-21

Mucopolidiosis: Type IV (MCOLN1): Mutations (5): ♂ Genotyping | c.1015_788del6433, c.406-2A>G, c.1084G>T (p.D362Y), c.304C>T (p.R102X), c.244delC (p.L82fsX) Sequencing | NM_020533:1-14

Multiple Pterygium Syndrome (CHRNA): Mutations (6): ♂ Genotyping | c.715C>T (p.R239C), c.13C>T (p.Q5X), c.320T>G (p.V107G), c.401_402delCT (p.P134fs), c.1408C>T (p.R470X), c.136C>T (p.R46X) Sequencing | NM_005199:1-12

Multiple Sulfatase Deficiency (SUMF1): Mutations (1): ♂ Genotyping | c.463T>C (p.S155P) Sequencing | NM_182760:1-9

Muscle-Eye-Brain Disease (POMGNT1): Mutations (3): ♂ Genotyping | c.1539+1G>A, c.1324C>T (p.R442C), c.1478C>G (p.P493R) Sequencing | NM_001243766:2-23

Navajo Neurohepatopathy (MPV17): Mutations (1): ♂ Genotyping | c.149G>A (p.R50Q) Sequencing | NM_002437:2-8

Nemaline Myopathy: NEB Related (NEB): Mutations (2): ♂ Genotyping | c.7434_7536del2502bp, c.8890-2A>G (IVS63-2A>G) Sequencing | NM_001164508:63-66,86,95-96,103,105,143,168-172, NM_004543:3-149

Nephrotic Syndrome: Type 1 (NPHS1): Mutations (5): ♂ Genotyping | c.121_122delCT (p.L41Dfs), c.1481delC, c.3325C>T (p.R1109X), c.3478C>T (p.R1160X), c.2335-1G>A

Sequencing | NM_004646:1-29

Nephrotic Syndrome: Type 2 (NPHS2): Mutations (27): ♂ Genotyping | c.976_977insA (p.T326fsX345), c.964C>T (p.R322X), c.948delT (p.A317L), c.871C>T (p.R291W), c.868G>A (p.V290M), c.862G>A (p.A288T), c.855_856delAA (p.Q285fsX302), c.851C>T (p.A284V), c.779T>A (p.V260E), c.714G>T (p.R238S), c.706_714del CTAGAGAGG (p.L236_R238del), c.622G>A (p.A208T), c.555delT (p.F185fsX186), c.538G>A (p.V180M), c.503G>A (p.R168H), c.502C>A (p.R168S), c.502C>T (p.R168C), c.479A>G (p.D160G), c.467delT (p.L156fsX180), c.467_468insT (p.L156fsX166), c.419delG (p.G140fsX180), c.413G>A (p.R138Q), c.412C>T (p.R138X), c.353C>T (p.P118L), c.274G>T (p.G92C), c.104_105insG (p.G35fsX69), c.85G>A (p.A29T) Sequencing | NM_014625:1-8

Neuronal Ceroid-Lipofuscinosis: CLN5 Related (CLN5): Mutations (7): ♂ Genotyping | c.1175_1176delAT (p.Y392X), c.225G>A (p.W75X), c.835G>A (p.D279N), c.335G>A (p.R112H), c.377G>A (p.C126Y), c.1054G>T (p.E352X), c.1121A>G (p.Y374C) Sequencing | NM_006493:1-4

Neuronal Ceroid-Lipofuscinosis: CLN6 Related (CLN6): Mutations (8): ♂ Genotyping | c.663C>G (p.Y221X), c.460_462delATC (p.I154del), c.368G>A (p.G123D), c.308G>A (p.R103Q), c.214G>T (p.E72X), c.200T>C (p.L67P), c.139C>T (p.L47F), c.17G>C (p.R6T) Sequencing | NM_017882:2-7

Neuronal Ceroid-Lipofuscinosis: CLN8 Related (CLN8): Mutations (4): ♂ Genotyping | c.70C>G (p.R24G), c.789G>C (p.W263C), c.88G>C (p.A30P), c.610C>T (p.R204C) Sequencing | NM_018941:2-3

Neuronal Ceroid-Lipofuscinosis: MFSD8 Related (MFSD8): Mutations (2): ♂ Genotyping | c.881C>A (p.T294K), c.754+2T>A Sequencing | NM_152778:2-13

Neuronal Ceroid-Lipofuscinosis: PPT1 Related (PPT1): Mutations (8): ♂ Genotyping | c.223A>C (p.T75P), c.364A>T (p.R122W), c.451C>T (p.R151X), c.29T>A (p.L10X), c.656T>A (p.L219Q), c.322G>C (p.G108R), c.236A>G (p.D79G), c.134G>A (p.C45Y) Sequencing | NM_000310:1-9

Neuronal Ceroid-Lipofuscinosis: TPP1 Related (TPP1): Mutations (9): ♂ Genotyping | c.523-1G>A, c.509-1G>C, c.622C>T (p.R208X), c.851G>T (p.G284V), c.1340G>A (p.R477H), c.1094G>A (p.C365Y), c.1093T>C (p.C365R), c.857A>G (p.N286S), c.616C>T (p.R206C) Sequencing | NM_000391:1-13

Niemann-Pick Disease: Type A (SMPD1): Mutations (6): ♂ Genotyping | c.996delC, c.1493G>T (p.R498L), c.911T>C (p.L304P), c.1267C>T (p.H423Y), c.1734G>C (p.K578N), c.1493G>A (p.R498H) Sequencing | NM_000543:1-6

Niemann-Pick Disease: Type B (SMPD1): Mutations (3): ♂ Genotyping | c.1828_1830delCGC (p.610delR), c.880C>A (p.Q294K), c.1280A>G (p.H427R) Sequencing | NM_000543:1-6

Niemann-Pick Disease: Type C1 (NPC1): Mutations (14): ♂ Genotyping | c.2783A>C (p.Q928P), c.3263A>G (p.Y1088C), c.3467A>G (p.N1156S), c.3107C>T (p.T1036M), c.3182T>C (p.I1061T), c.2974G>C (p.G992R), c.2932C>T (p.R978C), c.2848G>A (p.V950M), c.2665G>A (p.V889M), c.2324A>C (p.Q775P), c.1133T>C (p.V378A), c.530G>A (p.C177Y), c.337T>C (p.C113R), c.2974G>T (p.G992W) Sequencing | NM_000271:1-25

Niemann-Pick Disease: Type C2 (NPC2): Mutations (11): ♂ Genotyping | c.58G>T (p.E20X), c.436C>T (p.Q146X), c.358C>T (p.P120S), c.352G>T (p.E118X), c.332delA (p.N111I), c.295T>C (p.C99R), c.199T>C (p.S67P), c.190+5G>A, c.141C>A (p.C47X), c.133C>T (p.Q45X), c.115G>A (p.V39M) Sequencing | NM_006432:1-5

Nijmegen Breakage Syndrome (NBN): Mutations (1): ♂ Genotyping | c.657_661delACAAA (p.K219fs) Sequencing | NM_002485:1-16

Nonsyndromic Hearing Loss and Deafness: GJB2 Related (GJB2): Mutations (29): ♂ Genotyping | c.167delT, c.235delC, c.313_326delAAGTTCATCAAGGG, c.358delGAG (p.120delE), c.35delG, c.370C>T (p.Q124X), c.427C>T (p.R143W), c.109G>A (p.V37I), c.231G>A (p.W77X), c.551G>C (p.R184P), c.71G>A (p.W24X), c.229T>C (p.W77R), c.269T>C (p.L90P), c.617A>G (p.N206S), c.299_300delAT (p.H100Rfs), c.283G>A (p.V95M), c.134G>A (p.G45E), c.139G>T (p.E47X), c.35G>T, c.487A>G (p.M163V), c.250G>C (p.V84L), c.44A>C (p.K15T), c.334_335delAA (p.K112fs), c.516G>A (p.W172X), c.290_291insA (p.Y97fs), c.439G>A (p.E147K), c.-23+1G>A, c.550C>T (p.R184W), c.-259C>T Sequencing | NM_004004:1-2

Nonsyndromic Hearing Loss and Deafness: LOXHD1 Related (LOXHD1): Mutations (2): ♂ Genotyping | c.2008C>T (p.R670X), c.4714C>T (p.R1572X) Sequencing | NM_144612:1-40

Nonsyndromic Hearing Loss and Deafness: MYO15A Related (MYO15A): Mutations (10): ♂ Genotyping | c.453_455delCGAinsTGGACGCCTGGTCGGGACAGTGG (p.E152GfsX81), c.7801A>T (p.K2601X), c.6337A>T (p.L2113F), c.3866+1G>T, c.3313G>T (p.E1105X), c.3334delG (p.G1112fs), c.8148G>T (p.Q2716H), c.6331A>T (p.N2111Y), c.3685C>T (p.Q1229X), c.3866+1G>A Sequencing | NM_016239:2-65

Oculocutaneous Albinism: Type 1 (TYR): Mutations (27): ♂ Genotyping | c.272G>A (p.C91Y), c.242C>T (p.P81L), c.265T>C (p.C89R), c.1A>G (p.M1V), c.140G>A (p.G47D), c.325G>A (p.G109R), c.568delG (p.G191Dfs), c.707G>A (p.W236X), c.832C>T (p.R278X), c.1118C>A (p.T373K), c.229C>T (p.R77W), c.823G>T (p.V275F), c.32G>A (p.W11X), c.149C>T (p.S50L), c.1467_1468insT (p.A490Cfs), c.820-2A>G, c.892C>T (p.R298W), c.1064C>T (p.A355V), c.1090A>C (p.N364H), c.1150C>G (p.P384A), c.1184+1G>A, c.1309G>A (p.D437N), c.1469C>A (p.A490D), c.133_134insC (p.P45fs), c.710delA (p.D237fs), c.978delA (p.Q326fs), c.1138_1158delTCTGCCAACGATCCTATCTTC (p.S380_F386del) Sequencing | NM_000372:1-5

Oculocutaneous Albinism: Type 3 (TYRP1): Mutations (6): ♂ Genotyping | c.1067G>A (p.R356Q), c.497C>G (p.S166X), c.107delT, c.1057_1060delAAC (p.N353fs), c.1103delA (p.K368fs), c.1120C>T (p.R374X) Sequencing | NM_000550:2-8

Oculocutaneous Albinism: Type 4 (SLC45A2): Mutations (2): ♂ Genotyping | c.469G>A (p.D157N), c.563G>T (p.G188V) Sequencing | NM_016180:1-7

Omenn Syndrome: DCLRE1C Related (DCLRE1C): Mutations (1): ♂ Genotyping | c.597C>A (p.Y199X) Sequencing | NM_001033855:1-14

Omenn Syndrome: RAG2 Related (RAG2): Mutations (1): ♂ Genotyping | c.685C>T (p.R229W) Sequencing | NM_000536:1-2

Ornithine Translocase Deficiency (SLC25A15): Mutations (3): ♂ Genotyping | c.562_564delTTC (p.188delF), c.95C>G (p.T32R), c.535C>T (p.R179X) Sequencing | NM_014252:2-7

Osteopetrosis: TCIRG1 Related (TCIRG1): Mutations (6): ♂ Genotyping | c.1674-1G>A, c.1392C>A (p.C464X), c.117+4A>T, c.1213G>A (p.G405R), c.1331G>T (p.R444L), c.922delC (p.Q308fs) Sequencing | NM_006019:1-20

POLG Related Disorders: Autosomal Recessive (POLG): Mutations (16): ♂ Genotyping | c.695G>A (p.R232H), c.752C>T (p.T251I), c.1399G>A (p.A4467T), c.1760C>T (p.P587L), c.2243G>C (p.W748S), c.2542G>A (p.G848S), c.3488T>G (p.M1163R), c.911T>G (p.L304R), c.8G>C (p.R3P), c.2617G>T (p.E873X), c.2794C>T (p.H932Y), c.3151G>C (p.G1051R), c.2591A>G (p.N864S), c.1491G>C (p.Q497H), c.679C>T (p.R227W), c.3218C>T (p.P1073L) Sequencing | NM_001126131:2-23

Papillon-Lefevre Syndrome (CTSC): Mutations (11): ♂ Genotyping | c.815G>A (p.R272H), c.96T>G (p.Y32X), c.380A>C (p.H127P), c.1287G>C (p.W429C), c.856C>T (p.Q286X), c.755A>T (p.Q252L), c.628C>T (p.R210X), c.857A>G (p.Q286R), c.890-1G>A, c.1047delA (p.G350Vfs), c.1056delT (p.Y352fs) Sequencing | NM_001814:1-7

Pendred Syndrome (SLC26A4): Mutations (7): ♂ Genotyping | c.1001+1G>A, c.1151A>G (p.E384G), c.1246A>C (p.T416P), c.2168A>G (p.H723R), c.707T>C (p.L236P), c.716T>A (p.V239D), c.919-2A>G Sequencing | NM_000441:1-21

Persistent Mullerian Duct Syndrome: Type I (AMH): Mutations (6): ♂ Genotyping | c.1144G>T (p.E382X), c.571C>T (p.R191X), c.1518C>G (p.H506Q), c.1574G>A (p.C525Y), c.17_18delTC, c.283C>T (p.R95X) Sequencing | NM_000479:1-4

Persistent Mullerian Duct Syndrome: Type II (AMHR2): Mutations (14): ♂ Genotyping | c.232+1G>A, c.1330_1356delCTGGCAATACCCCTACTCTGATGAG, c.596delA, c.1217G>A (p.R406G), c.742G>A (p.E248K), c.1277A>G (p.D426G), c.846T>G (p.H282Q), c.1373T>C (p.V458A), c.1471G>C (p.D491H), c.1510C>T (p.R504C), c.118G>T (p.G40X), c.289C>T (p.R97X), c.160C>T (p.R54C), c.425G>T (p.G142V) Sequencing | NM_020547:1-11

Phenylalanine Hydroxylase Deficiency (PAH): Mutations (62): ♂ Genotyping | c.1066-11G>A (IVS10-11G>A), c.1315+1G>A (IVS12+1G>A), c.1241A>G (p.Y414C), c.1222C>T (p.R408W), c.754C>T (p.R252W), c.1223G>A (p.R408Q), c.473G>A (p.R158Q), c.782G>A (p.R261Q), c.814G>T (p.G272X), c.143T>C (p.L48S), c.194T>C (p.L65T), c.896T>G (p.F299C), c.842C>T (p.P281L), c.838G>A (p.E280K), c.117C>G (p.F39L), c.3G>A (p.M11), c.1A>G (p.M1V), c.611A>G (p.Y204C), c.721C>T (p.R243X), c.727C>T (p.R243X), c.1139C>T (p.T380M), c.926C>T (p.A309V), c.898G>T (p.A300S), c.734T>C (p.V245A), c.818C>T (p.S273F), c.997C>T (p.L333F), c.199T>C (p.S67P), c.1042C>G (p.L348V), c.136G>A (p.G46S), c.728G>A (p.R243Q), c.745C>T (p.L249F), c.581T>C (p.L194P), c.722G>T (p.R241L), c.829T>G (p.Y277D), c.899C>T (p.A300V), c.926C>A (p.A309D), c.1045T>C (p.S349P), c.1157A>G (p.Y386C), c.1169A>G (p.E390G), c.331C>T (p.R111X), c.241_256delACCCATTTGGATAAAC (p.T81fs), c.442-1G>A (IVS4-1G>A), c.463_464insTGTGTACC (p.R155fs), c.569T>G (p.V190G), c.682G>T (p.E228X), c.755G>A (p.R252Q), c.770G>T (p.G257V), c.781C>T (p.R261X), c.800A>G (p.Q267R), c.842+5G>A (IVS7+5G>A), c.856G>A (p.E286K), c.904delT (p.F302fs), c.913-7A>G (IVS8-7A>G), c.935G>T (p.G312V), c.1068C>G (p.Y356X), c.1238G>C (p.R413P), c.1301C>A (p.A434D), c.842+2T>A (IVS7+2T>A), c.764T>C (p.L255S), c.722G>A (p.R241H), c.533A>G (p.E178G), c.456_706+138del11653 Sequencing | NM_000277:1-13

Polyglandular Autoimmune Syndrome: Type I (AIRE): Mutations (5): ♂ Genotyping | c.769C>T (p.R257X), c.254A>G (p.Y85C), c.1163_1164insA (p.M388IfsX36), c.967_979delCTGTCCCTCCGC (p.L323fsX51), c.415C>T (p.R139X) Sequencing | NM_000383:1-14

Pontocerebellar Hypoplasia: EXOSC3 Related (EXOSC3): Mutations (4): ♂ Genotyping | c.395A>C (p.D132A), c.294_303delTTTACTGG (p.V99Wfs), c.92G>C (p.G31A), c.238G>T (p.V80F) Sequencing | NM_016042:1-4

Pontocerebellar Hypoplasia: RARS2 Related (RARS2): Mutations (3): ♂ Genotyping | c.35A>G (p.Q12R), c.110+5A>G, c.1024A>G (p.M342V) Sequencing | NM_020320:1-20

Pontocerebellar Hypoplasia: SEPSECS Related (SEPSECS): Mutations (1): ♂ Genotyping | c.1001A>G (p.Y334C) Sequencing | NM_016955:1-11

Pontocerebellar Hypoplasia: TSEN54 Related (TSEN54): Mutations (3): ♂ Genotyping | c.919G>T (p.A307S), c.736C>T (p.Q246X), c.1027C>T (p.Q343X) Sequencing | NM_207346:3-11

Pontocerebellar Hypoplasia: VPS53 Related (VPS53): Mutations (2): ♂ Genotyping | c.2084A>G (p.Q695R), c.1556+5G>A Sequencing | NM_001128159:1-22

Pontocerebellar Hypoplasia: VRK1 Related (VRK1): Mutations (3): ♂ Genotyping | c.1072C>T (p.R358X), c.397C>T (p.R133C) Sequencing | NM_0003384:2-13

Primary Carnitine Deficiency (SLC22A5): Mutations (12): ♂ Genotyping | c.506G>A

(p.R169Q), c.396G>A (p.W132X), c.1195C>T (p.R399W), c.1433C>T (p.P478L), c.43G>T (p.G15W), c.1324_1325delGcinsAT (p.A442I), c.632A>G (p.Y211C), c.1202_1203insA (p.Y401fsX), c.844C>T (p.R282X), c.505C>T (p.R169W), c.1196G>A (p.R399Q), c.95A>G (p.N32S) Sequencing | NM_003060:1-10

Primary Ciliary Dyskinesia: DNAI1 Related (DNAI1): Mutations (5): ♂ Genotyping | c.282_283insAATA (p.G95Nfs), c.1543G>A (p.G515S), c.48+2_48+3insT, c.1658_1669delCCAAGTCTTCA (p.Thr553_Phe556del), c.1490G>A (p.G497D) Sequencing | NM_012144:1-20

Primary Ciliary Dyskinesia: DNAI2 Related (DNAI2): Mutations (4): ♂ Genotyping | c.1494+1G>A, c.346-3T>G, c.787C>T (p.R263X), c.1304G>A (p.W435X) Sequencing | NM_023036:2-13

Primary Congenital Glaucoma (CYP1B1): Mutations (9): ♂ Genotyping | c.1405C>T (p.R469W), c.1093G>T (p.G365W), c.155C>T (p.P52L), c.1064_1076delGAGTGCAGGCAGAA (p.R355Hfs), c.1410_1422delCATTGGCGAAGAA (p.C470fs), c.862_863insC, c.1199_1200insTCATGCCACC, c.182G>A (p.G61E), c.535delG (p.A179fs) Sequencing | NM_000104:2-3

Primary Hyperoxaluria: Type 1 (AGXT): Mutations (11): ♂ Genotyping | c.508G>A (p.G170R), c.454T>A (p.F152I), c.731T>C (p.I244T), c.121G>A (p.G41R), c.198C>G (p.Y66X), c.245G>A (p.G82E), c.466G>A (p.G156R), c.613T>C (p.S205P), c.697C>T (p.R233C), c.698G>A (p.R233H), c.738G>A (p.W246X) Sequencing | NM_000030:1-11

Primary Hyperoxaluria: Type 2 (GRHR): Mutations (3): ♂ Genotyping | c.103delG, c.404+3delAAGT, c.295C>T (p.R99X) Sequencing | NM_012203:1-9

Primary Hyperoxaluria: Type 3 (HOGA1): Mutations (2): ♂ Genotyping | c.944_946delAGG (p.315delE), c.860G>T (p.G287V) Sequencing | NM_138413:1-7

Progressive Familial Intrahepatic Cholestasis: Type 2 (ABCB11): Mutations (5): ♂ Genotyping | c.3767_3768insC, c.890A>G (p.E297G), c.1723C>T (p.R575X), c.3169C>T (p.R1057X), c.1295G>C (p.R432T) Sequencing | NM_003742:2-28

Propionic Acidemia: PCCA Related (PCCA): Mutations (13): ♂ Genotyping | c.862A>G (p.R288G), c.937C>T (p.R313X), c.1196G>A (p.R399Q), c.1685C>G (p.S562X), 916_917insT, c.1192T>C (p.C398R), c.229C>T (p.R77W), c.590G>A (p.G197E), c.1643+1G>A (IVS18+1G>A), c.890A>G (p.Q297R), c.1644-6C>G (IVS18-6C>G), c.1746G>A (p.S582S), c.1268C>T (p.P423L) Sequencing | NM_000282:1-24

Propionic Acidemia: PCCB Related (PCCB): Mutations (13): ♂ Genotyping | c.280G>T (p.G94X), c.335G>A (p.G112D), c.457G>C (p.A153P), c.502G>A (p.E168K), c.1218_1231delGGGCATCATCCGGCinsTAGAGCACAGGA (p.G407fs), c.1228C>T (p.R410W), c.1283C>T (p.T428I), c.1304A>G (p.Y435C), c.1495C>T (p.R499X), c.1534C>T (p.R512C), c.1539_1540insCCC (p.R514PfsX38), c.1556T>C (p.L519P), c.1606A>G (p.N536D) Sequencing | NM_000532:1-15

Pseudocholinesterase Deficiency (BCHE): Mutations (1): ♂ Genotyping | c.293A>G (p.D98G) Sequencing | NM_000055:2-4

Pycnodysostosis (CTSK): Mutations (2): ♂ Genotyping | c.990A>G (p.X330W), c.926T>C (p.L309P) Sequencing | NM_000396:2-8

Pyruvate Carboxylase Deficiency (PC): Mutations (15): ♂ Genotyping | c.1892G>A (p.R631Q), c.184C>T (p.R62C), c.2540C>T (p.A847V), c.1351C>T (p.R451C), c.467G>A (p.R156Q), c.1828G>T (p.A610S), c.2229G>T (p.M743I), c.434T>C (p.V145A), c.1748G>T (p.R583I), c.2491_2492delGT (p.V831fs), c.3409_3410delCT (p.L1137fs), c.2493_2494delGT (p.F832fs), c.2876_2877insT (p.F959fs), c.2473+2_2473+5delTAGG, c.1828G>A (p.A610T) Sequencing | NM_022172:2-21

Pyruvate Dehydrogenase Deficiency (PDHB): Mutations (2): ♂ Genotyping | c.395A>G (p.Y132C), c.1030C>T (p.P344S) Sequencing | NM_000925:1-10

Renal Tubular Acidosis and Deafness (ATP6V1B1): Mutations (7): ♂ Genotyping | c.242T>C (p.L81P), c.232G>A (p.G78R), c.1248+1G>C, c.585+1G>A, c.497delC (p.T166fs), c.1037C>G (p.P346R), c.1155_1156insC (p.I386fs) Sequencing | NM_001692:1-14

Retinal Dystrophies: RLBP1 Related (RLBP1): Mutations (3): ♂ Genotyping | c.700C>T (p.R234W), c.141G>A (p.K47=), c.141+2T>C Sequencing | NM_000326:3-9

Retinal Dystrophies: RPE65 Related (RPE65): Mutations (12): ♂ Genotyping | c.1292A>G (p.Y431C), c.1102T>C (p.Y368H), c.11+5G>A, c.700C>T (p.R234X), c.1087C>A (p.P363T), c.1022T>C (p.L341S), c.271C>T (p.R91W), c.1355T>G (p.V452G), c.1543C>T (p.R515W), c.907A>T (p.K303X), c.1067delA (p.N356fs), c.95-2A>T (IVS2-2A>T) Sequencing | NM_000329:1-14

Retinitis Pigmentosa: CERKL Related (CERKL): Mutations (5): ♂ Genotyping | c.420delT (p.I141fs), c.598A>T (p.K200X), c.780delT (p.P261fs), c.769C>T (p.R257X), c.238+1G>A (IVS1+1G>A) Sequencing | NM_201548:1-13

Retinitis Pigmentosa: DHDDS Related (DHDDS): Mutations (1): ♂ Genotyping | c.124A>G (p.K42E) Sequencing | NM_024887:2-9

Retinitis Pigmentosa: FAM161A Related (FAM161A): Mutations (5): ♂ Genotyping | c.685C>T (p.R229X), c.1309A>T, c.1355_1356delCA (p.T452fs), c.1567C>T (p.R523X), c.1786C>T (p.R596X) Sequencing | NM_001201543:1-7

Rhizomelic Chondrodysplasia Punctata: Type I (PEX7): Mutations (8): ♂ Genotyping | c.903+1G>C, c.649G>A (p.G217R), c.875T>A (p.L292X), c.40A>C (p.T14P), c.45_52insGGGACGCC (p.H18RfsX35), c.120C>G (p.Y40X), c.345T>G (p.Y115X), c.653C>T (p.A218V) Sequencing | NM_000288:1-10

Salla Disease (SLC17A5): Mutations (5): ♂ Genotyping | c.802_816delTCATCATTAAAGAAAT (p.L336fsX13), c.406A>G (p.K136E), c.115C>T (p.R39C), c.548A>G (p.H183R), c.1001C>G (p.P334R) Sequencing | NM_012434:1-11

Sandhoff Disease (HEXB): Mutations (14): ♂ Genotyping | c.76delA, c.445+1G>A, c.850C>T (p.R284X), c.508C>T (p.R170X), c.796T>G (p.Y266D), c.845G>A (p.G282E), c.800_816delCACAAATGATGTCCTGT (p.T267fs), c.1082+5G>A, c.1250C>T (p.P417L), c.1615C>T (p.R539C), c.1514G>A (p.R505Q), c.1303_1304delAG (p.R435fs), c.1509-26G>A, c.1597C>T (p.R533C) Sequencing | NM_000521:1-14

Sanfilippo Syndrome: Type A (SGSH): Mutations (11): ♂ Genotyping | c.734G>A (p.R245H), c.220C>T (p.R74C), c.197C>G (p.S66W), c.449G>A (p.R150Q), c.1339G>A (p.E447K), c.1105G>A (p.E369K), c.1298G>A (p.R433Q), c.383C>T (p.P128I), c.617G>C (p.R206P), c.892T>C (p.S298P), c.1080delC (p.T360fs) Sequencing | NM_000199:1-8

Sanfilippo Syndrome: Type B (NAGLU): Mutations (10): ♂ Genotyping | c.2021G>A (p.R674H), c.889C>T (p.R297X), c.1928G>A (p.R643H), c.1927C>T (p.R643C), c.1562C>T (p.P521L), c.1444C>T (p.R482W), c.1693C>T (p.R565W), c.1694G>C (p.R565P), c.700C>T (p.R234C), c.1876C>T (p.R626X) Sequencing | NM_000263:2-6

Sanfilippo Syndrome: Type C (HGSNAT): Mutations (13): ♂ Genotyping | c.848C>T (p.P283L,p.P311L), c.962T>G (p.L321X), c.1529T>A (p.M510K), c.1030C>T (p.R344C), c.1553C>T (p.S518F), c.1150C>T (p.R384X), c.493+1G>A (IVS4+1G>A), c.372-2A>G (IVS3-2A>G), c.1622C>T (p.S541L), c.852-1G>A, c.525_526insT (p.A175fsX), c.1345insG (p.D449fsX), c.234+1G>A (IVS2+1G>A) Sequencing | NM_152419:2-18

Sanfilippo Syndrome: Type D (GNS): Mutations (5): ♂ Genotyping | c.1063C>T (p.R355X), c.1168C>T (p.Q390X), c.1226insG (p.R409fsX), c.1138insGTCT (p.D380fsX), c.1169delA (p.Q390fsX) Sequencing | NM_002076:1-14

Short-Chain Acyl-CoA Dehydrogenase Deficiency (ACADS): Mutations (5): ♂ Genotyping | c.1058C>T (p.S353L), c.1138C>T (p.R380W), c.1147C>T (p.R383C), c.319C>T (p.R107C), c.575C>T (p.A192V) Sequencing | NM_000017:1-10

Sickle-Cell Anemia (HBB): Mutations (1): ♂ Genotyping | c.20A>T (p.E7V) Sequencing | NM_000518:1-3

Sjogren-Larsson Syndrome (ALDH3A2): Mutations (2): ♂ Genotyping | c.943C>T (p.P315S), c.1297_1298delGA (p.E433fs) Sequencing | NM_001031806:1-10

Sly Syndrome (GUSB): Mutations (5): ♂ Genotyping | c.526C>T (p.L176F), c.1244C>T (p.P415I), c.1222C>T (p.P408S), c.1856C>T (p.A629V), c.1429C>T (p.R477W) Sequencing | NM_000181:1-12

Smith-Lemli-Opitz Syndrome (DHCR7): Mutations (50): ♂ Genotyping | c.964-1G>C, c.356A>T (p.H119I), c.1054C>T (p.R352W), c.1210C>T (p.R404C), c.278C>T (p.T93M), c.1055G>A (p.R352G), c.1139G>A (p.C380Y), c.1337G>A (p.R446Q), c.452G>A (p.W151X), c.453G>A (p.W151X), c.744G>T (p.W248C), c.976G>T (p.V326I), c.326T>C (p.L109P), c.470T>C (p.L157P), c.1342G>A (p.E448K), c.1228G>A (p.G410S), c.906C>G (p.F302L), c.725G>A (p.R242H), c.724C>T (p.R242C), c.506C>T (p.S169L), c.1A>G, c.670G>A (p.E224K), c.818T>G (p.V273G), c.203T>C (p.L68P), c.292C>T (p.Q98X), c.532A>T (p.I178F), c.545G>T (p.W182L), c.682C>T (p.R228W), c.575C>T (p.S192F), c.1295A>G (p.Y432C), c.1039G>A (p.G347S), c.1079T>C (p.L360P), c.1424T>C (p.F475S), c.1190C>T (p.S397L), c.1351T>C (p.C451R), c.853_855delTTC (p.285delF), c.1327C>T (p.R443C), c.151C>T (p.P51S), c.296T>C (p.L99P), c.443T>G (p.L148R), c.502T>A (p.F168I), c.523G>C (p.D175H), c.536C>T (p.P179L), c.728C>G (p.P243R), c.852C>A (p.F284I), c.861C>A (p.M287K), c.970T>C (p.Y324H), c.1384T>C (p.Y462H), c.1406G>C (p.R469P), c.111G>A (p.W37X) Sequencing | NM_001360:3-9

Spinal Muscular Atrophy: SMN1 Linked (SMN1): Mutations (19): ♂ Genotyping | DEL EXON 7, c.22_23insA, c.43C>T (p.Q15X), c.91_92insT, c.305G>A (p.W102X), c.400G>A (p.E134K), c.439_443delGAAGT, c.558delA, c.585_586insT, c.683T>A (p.L228X), c.734C>T (p.P245I), c.768_778dupTCTGATGCTT, c.815A>G (p.Y272C), c.821C>T (p.T274I), c.823G>A (p.G275S), c.834+2T>G, c.835-18_835-12delCCTTTAT, c.835G>T, c.836G>T dPCR | DEL EXON 7

Stargardt Disease (ABCA4): Mutations (16): ♂ Genotyping | c.3083C>T (p.A1028V), c.52C>T (p.R18W), c.5338C>G (p.P1780A), c.1018T>G (p.Y340D), c.2461T>A (p.W821R), c.2565G>A (p.W855X), c.3106G>A (p.E1036K), c.3210_3211insGT (p.S1071Vfs), c.634C>T (p.R212C), c.3113C>T (p.A1038V), c.1622T>C (p.L541P), c.3364G>A (p.E1122K), c.6079C>T (p.L2027F), c.2588G>C (p.G863A), c.1938-1G>A, c.571-2A>G Sequencing | NM_000350:1-50

Stuve-Wiedemann Syndrome (LIFR): Mutations (9): ♂ Genotyping | c.2472_2476delTATGT, c.2434C>T (p.R812X), c.2274_2275insT, c.1789C>T (p.R597X), c.1601-2A>G, c.1620_1621insA, c.756_757insT (p.K253X), c.653_654insT, c.170delC Sequencing | NM_002310:2-20

Sulfate Transporter-Related Osteochondrodysplasia (SLC26A2): Mutations (7): ♂ Genotyping | c.1018_1020delGTT (p.340delV), c.-26+2T>C, c.532C>T (p.R178X), c.835C>T (p.R279W), c.1957T>A (p.C653S), c.398C>T (p.A133V), c.764G>A (p.G255E) Sequencing | NM_000112:1-3

Tay-Sachs Disease (HEXA): Mutations (78): ♂ Genotyping | c.1073+1G>A, c.1277_1278insTATC, c.1421+1G>C, c.805+1G>A, c.532C>T (p.R178C), c.533G>A (p.R178H), c.805G>A (p.G269S), c.1510C>T (p.R504C), c.1496G>A (p.R499H), c.509G>A (p.R170Q), c.1003A>T (p.I335F), c.910_912delTTC (p.305delF), c.749G>A (p.G250D), c.632T>C (p.F211S), c.629C>T (p.S210F), c.613delC, c.611A>G (p.H204R), c.598G>A (p.V200M), c.590A>C (p.K197T), c.571-1G>T, c.540C>G (p.Y180X), c.538T>C (p.Y180H), c.533G>T (p.R178L),

c.508C>T (p.R170W), c.409C>T (p.R137X), c.380T>G (p.L127R), c.346+1G>C, c.116T>G (p.L139R), c.78G>A (p.W26X), c.1A>G (p.M1V), c.1495C>T (p.R499C), c.459+5G>A (IVS4+5G>A), c.1422-2A>G, c.535C>T (p.H179Y), c.1141delG (p.V381fs), c.796T>G (p.W266G), c.155C>A (p.S52X), c.426delT (p.F142fs), c.413-2A>G, c.570+3A>G, c.536A>G (p.H179R), c.1146+1G>A, c.736G>A (p.A246T), c.1302C>G (p.F434L), c.778C>T (p.P260S), c.1008G>T (p.Q336H), c.1385A>T (p.E462V), c.964G>A (p.D322N), c.340G>A (p.E114K), c.1432G>A (p.G478R), c.1178G>C (p.R393P), c.805+1G>C, c.1426A>T (p.R476X), c.623A>T (p.D208V), c.1537C>T (p.Q513X), c.1511G>T (p.R504L), c.1307_1308delTA (p.I436fs), c.571-8A>G, c.624_627delTCTCT (p.D208fs), c.1211_1212delTG (p.L404fs), c.621T>G (p.D207E), c.1511G>A (p.R504H), c.1177C>T (p.R393X), c.2T>C (p.M1T), c.1292G>A (p.W431X), c.947_948insA (p.Y316fs), c.607T>G (p.W203G), c.1061_1063delTCT (p.F354_Y355delinsX), c.615delG (p.L205fs), c.805+2T>C, c.1123delG (p.E375fs), c.1121A>G (p.Q374R), c.1043_1046delTCAA (p.F348fs), c.1510delC (p.R504fs), c.1451T>C (p.L484P), c.964G>T (p.D322Y), c.1351C>G (p.L451V), c.571-2A>G (IVS5-2A>G) Sequencing | NM_000520:1-14

Trichohepatoenteric Syndrome: Type 1 (TTC37): Mutations (9): ♂ Genotyping | c.3847G>A (p.D1283N), c.751G>A (p.G251R), c.2251C>T (p.Q751X), c.439C>T (p.Q147X), c.2808G>A (p.W936X), c.2515+1G>C, c.4620+1G>C, c.1632+1delG, c.2578-7delTTTTT Sequencing | NM_014639:4-43

Tyrosine Hydroxylase Deficiency (TH): Mutations (1): ♂ Genotyping | c.698G>A (p.R233H) Sequencing | NM_199292:1-14

Tyrosinemia: Type I (FAH): Mutations (10): ♂ Genotyping | c.1062+5G>A, c.554-1G>T, c.607-6T>G, c.707-1G>C, c.782C>T (p.P261L), c.1069G>T (p.E357X), c.786G>A (p.W262X), c.698A>T (p.D233V), c.1009G>A (p.G337S), c.192G>T (p.Q64H) Sequencing | NM_000137:1-14

Tyrosinemia: Type II (TAT): Mutations (5): ♂ Genotyping | c.169C>T (p.R57X), c.668C>G (p.S223X), c.1249C>T (p.R417X), c.1085G>T (p.G362V), c.236-5A>G Sequencing | NM_000353:2-12

Usher Syndrome: Type 1B (MYO7A): Mutations (13): ♂ Genotyping | c.93C>A (p.C31X), c.448C>T (p.R150X), c.634C>T (p.R212C), c.635G>A (p.R212H), c.700C>T (p.Q234X), c.1797G>A (p.M599I), c.1996C>T (p.R666X), c.2476G>A (p.A826T), c.3719G>A (p.R1240Q), c.5581C>T (p.R1861X), c.6025delG (p.A2009fs), c.640G>A (p.G214R), c.1190C>A (p.A397D) Sequencing | NM_000260:2-49

Usher Syndrome: Type 1C (USH1C): Mutations (5): ♂ Genotyping | c.IVS5+1G>A, c.238_239insC, c.216G>A (p.V72fs), c.91C>T (p.R31X), c.36+1G>T Sequencing | NM_153676:1-27

Usher Syndrome: Type 1D (CDH23): Mutations (14): ♂ Genotyping | c.172C>T (p.Q58X), c.3367C>T (p.Q1123X), c.3617C>G (p.P1206R), c.3713_3714delCT (p.S1238fs), c.3880C>T (p.Q1294X), c.4069C>T (p.Q1357X), c.4488G>C (p.Q1496H), c.4504C>T (p.R1502X), c.5237G>A (p.R1746Q), c.5985C>A (p.Y1995X), c.6307G>T (p.E2103X), c.7549A>G (p.S2517G), c.8230G>A (p.G2744S), c.8497C>G (p.R2833G) Sequencing | NM_022124:2-68

Usher Syndrome: Type 1F (PCDH15): Mutations (7): ♂ Genotyping | c.733C>T (p.R245X), c.2067C>A (p.Y684X), c.7C>T (p.R3X), c.1942C>T (p.R648X), c.1101delT (p.A367fsX), c.2800C>T (p.R934X), c.4272delA (p.L1425fs) Sequencing | NM_001142763:2-35

Usher Syndrome: Type 2A (USH2A): Mutations (22): ♂ Genotyping | c.14020A>G (p.R4674G), c.12067-2A>G, c.4338_4339delCT (p.C1447fs), c.2299delG (p.E7675fsX21), c.2209C>T (p.R737X), c.1256G>T (p.C419F), c.1000C>T (p.R334W), c.923_924insGCCA (p.H308fs), c.12708T>A (p.C4236X), c.13576C>T (p.R4526X), c.1840+1G>A, c.11328T>G (p.Y3776X), c.5329C>T (p.R1777W), c.9165_9168delCTAT (p.I3055MfsX2), c.9469C>T (p.Q3157X), c.1876C>T (p.R626X), c.7123delG (p.G2375fs), c.9492_9498delTGATGAC (p.D3165fs), c.6235A>T (p.K2079X), c.14403C>G (p.Y4801X), c.3788G>A (p.W1263X), c.11328T>A (p.Y3776X) Sequencing | NM_206933:2-72

Usher Syndrome: Type 3 (CLRN1): Mutations (5): ♂ Genotyping | c.144T>G (p.N48K), c.131T>A (p.M120K), c.567T>G (p.Y189X), c.634C>T (p.Q212X), c.221T>C (p.L74P) Sequencing | NM_001195794:1-4

Very Long-Chain Acyl-CoA Dehydrogenase Deficiency (ACADVL): Mutations (29): ♂ Genotyping | c.779C>T (p.T260M), c.848T>C (p.V283A), c.1144A>C (p.K382Q), c.1226C>T (p.T409M), c.1322G>A (p.G441D), c.1372T>C (p.F458L), c.1405C>T (p.R469W), c.1837C>T (p.R613W), c.553G>A (p.G185S), c.739A>C (p.K247Q), c.37C>T (p.Q13X), c.265C>T (p.P89S), c.272C>A (p.P91Q), c.364A>G (p.N122D), c.388_391delGAGA (p.E130fs), c.520G>A (p.V174M), c.856A>G (p.R286G), c.1606_1609delGCAG (p.A536fs), c.1531C>T (p.R511W), c.1512G>T (p.E504D), c.664G>A (p.G222R), c.685C>T (p.R229X), c.577G>C (p.G193R), c.881G>A (p.G294E), c.753-2A>C (IVS8-2A>C), c.1349G>A (p.R450H), c.1358G>A (p.R453Q), c.790A>G (p.K264E), c.1246G>A (p.A416T) Sequencing | NM_000018:1-20

Walker-Warburg Syndrome (FKTN): Mutations (5): ♂ Genotyping | c.1167insA (p.F390fs), c.139C>T (p.R47X), c.748T>G (p.C250G), c.648-1243G>T (IVS5-1243G>T), c.515A>G (p.H172R) Sequencing | NM_006731:2-10

Werner Syndrome (WRN): Mutations (8): ♂ Genotyping | c.3139-1G>C (IVS25-1G>C), c.3913C>T (p.R1305X), c.3493C>T (p.Q1165X), c.1730A>T (p.K577M), c.1336C>T (p.R368X), c.3686A>T (p.Q1229L), c.3915_3916insA (p.R1306fs), c.2089-3024A>G Sequencing | NM_000553:2-35

Wilson Disease (ATP7B): Mutations (17): ♂ Genotyping | c.1340_1343delAAAC, c.2304delC (p.M769Cfs), c.2332C>G (p.R778G), c.3207C>A (p.H1069Q), c.2333G>T (p.R778L), c.2336G>A (p.W779X), c.2337G>A (p.W779X), c.2906G>A (p.R969Q), c.1934T>G (p.M645R), c.2123T>C (p.L708P), c.-370_-394delTGCCGACCGCGG, c.3191A>C

(p.E1064A), c.845delT (p.L282Pfs), c.3817C>T (p.P1273S), c.3683G>C (p.R1228T), c.3809A>G (p.N1270S), c.2293G>A (p.D765N) Sequencing | NM_000053:1-21

Wolcott-Rallison Syndrome (EIF2AK3): Mutations (5): ♂ Genotyping | c.1409C>G (p.S470X), c.1262delA (p.N421fs), c.1570delGAAA (p.E524fsX), c.478delG (p.A160fs), c.1047_1060delAGTCATCCCATCA (p.V350Sfs) Sequencing | NM_004836:1-17

Wolman Disease (LIPA): Mutations (3): ♂ Genotyping | c.964C>T (p.Q322X), c.419G>A (p.W140X), c.260G>T (p.G87V) Sequencing | NM_001127605:2-10

Xeroderma Pigmentosum: Group A (XPA): Mutations (7): ♂ Genotyping | c.172+2T>G, c.323G>T (p.C108F), c.374delC (p.T125fs), c.682C>T (p.R228X), c.619C>T (p.R207X), c.348T>A (p.Y116X), c.390-1G>C Sequencing | NM_000380:1-6

Xeroderma Pigmentosum: Group C (XPC): Mutations (5): ♂ Genotyping | c.1735C>T (p.R579X), c.566_567delAT (p.Y189fs), c.413-9T>A, c.413-24A>G, c.1643_1644delTG (p.V548fs) Sequencing | NM_004628:1-16

Zellweger Spectrum Disorders: PEX1 Related (PEX1): Mutations (3): ♂ Genotyping | c.2528G>A (p.G843D), c.2916delA (p.G973fs), c.2097insT (p.I700fs) Sequencing | NM_000466:1-24

Zellweger Spectrum Disorders: PEX10 Related (PEX10): Mutations (2): ♂ Genotyping | c.764_765insA, c.874_875delCT Sequencing | NM_153818:2-6

Zellweger Spectrum Disorders: PEX2 Related (PEX2): Mutations (1): ♂ Genotyping | c.355C>T (p.R119X) Sequencing | NM_001172087:1-3

Zellweger Spectrum Disorders: PEX6 Related (PEX6): Mutations (8): ♂ Genotyping | c.1130+1G>A (IVS3+1G>A), c.1688+1G>A (IVS7+1G>A), c.1962-1G>A (p.L655fsX3), c.1301delC (p.S434Ffs), c.1601T>C (p.L534P), c.511insT (p.G171Wfs), c.802_815delGACGGACTGGCGCT (p.D268Cfs), c.1715C>T (p.T572I) Sequencing | NM_000287:1-17

Residual Risk Information

Detection rates are calculated from the primary literature and may not be available for all ethnic populations. The values listed below are for genotyping. Sequencing provides higher detection rates and lower residual risks for each disease. More precise values for sequencing may become available in the future.

Disease	Carrier Rate	Detection Rate	Residual Risk
11-Beta-Hydroxylase-Deficient Congenital Adrenal Hyperplasia	♂ Moroccan Jewish: 1/39	91.67%	1/468
17-Alpha-Hydroxylase Deficiency	♂ Brazilian: Unknown	54.55%	Unknown
	♂ Japanese: Unknown	45.45%	Unknown
17-Beta-Hydroxysteroid Dehydrogenase Deficiency	♂ Arab: 1/8	>99%	<1/800
	♂ Dutch: 1/192	13.89%	1/223
21-Hydroxylase-Deficient Classical Congenital Adrenal Hyperplasia	♂ European: 1/62	27.65%	1/86
	♂ General: 1/62	29.34%	1/88
21-Hydroxylase-Deficient Nonclassical Congenital Adrenal Hyperplasia	♂ Argentinian: 1/4	<10%	1/4
	♂ European: 1/16	<10%	1/16
3-Beta-Hydroxysteroid Dehydrogenase Deficiency	♂ General: Unknown	16.13%	Unknown
3-Methylcrotonyl-CoA Carboxylase Deficiency: MCCA Related	♂ European: 1/146	26.32%	1/198
	♂ General: 1/112	37.50%	1/179
3-Methylcrotonyl-CoA Carboxylase Deficiency: MCCB Related	♂ General: 1/112	35.29%	1/173
	♂ Japanese: 1/112	33.33%	1/168
	♂ Korean: 1/141	66.67%	1/423
	♂ Turkish: 1/112	24.07%	1/148
3-Methylglutaconic Aciduria: Type 3	♂ Iraqi Jewish: 1/10	>99%	<1/1,000
3-Phosphoglycerate Dehydrogenase Deficiency	♂ Ashkenazi Jewish: 1/400	>99%	<1/40,000
5-Alpha Reductase Deficiency	♂ Dominican: Unknown	>99%	Unknown
	♂ Mexican: Unknown	68.75%	Unknown
6-Pyruvoyl-Tetrahydropterin Synthase Deficiency	♂ Chinese: 1/183	78.95%	1/869
	♂ East Asian: 1/180	64.20%	1/503
ARSACS	♂ French Canadian: 1/22	95.45%	1/484
Abetalipoproteinemia	♂ Ashkenazi Jewish: 1/131	>99%	<1/13,100
Acrodermatitis Enteropathica	♂ Arab: Unknown	40.00%	Unknown
	♂ Egyptian: Unknown	33.33%	Unknown
	♂ French: Unknown	27.78%	Unknown
	♂ Tunisian: Unknown	77.78%	Unknown
Acute Infantile Liver Failure: TRMU Related	♂ Yemenite Jewish: 1/40	71.43%	1/140
Acyl-CoA Oxidase I Deficiency	♂ General: Unknown	35.00%	Unknown
	♂ Japanese: Unknown	42.86%	Unknown
Adenosine Deaminase Deficiency	♂ General: 1/388	36.96%	1/615

Disease	Carrier Rate	Detection Rate	Residual Risk
Alkaptonuria	♂ Dominican: Unknown	>99%	Unknown
	♂ Finnish: 1/251	60.00%	1/628
	♂ Slovak: 1/69	59.38%	1/170
Alpha Thalassemia	♂ General: 1/48	50.67%	1/97
Alpha-1-Antitrypsin Deficiency	♂ European: 1/35	95.00%	1/700
	♂ General: Unknown	95.00%	Unknown
Alpha-Mannosidosis	♂ European: 1/354	30.23%	1/507
	♂ General: 1/354	35.19%	1/546
Alport Syndrome: COL4A3 Related	♂ Dutch: 1/409	22.73%	1/529
Alport Syndrome: COL4A4 Related	♂ General: 1/409	23.33%	1/533
Amegakaryocytic Thrombocytopenia	♂ Ashkenazi Jewish: 1/76	>99%	<1/7,600
	♂ General: Unknown	64.81%	Unknown
Andermann Syndrome	♂ French Canadian: 1/24	99.38%	1/3,888
Antley-Bixler Syndrome	♂ General: Unknown	45.65%	Unknown
	♂ Japanese: Unknown	60.47%	Unknown
Argininemia	♂ Chinese: Unknown	40.00%	Unknown
	♂ French Canadian: Unknown	75.00%	Unknown
	♂ Japanese: Unknown	>99%	Unknown
Argininosuccinate Lyase Deficiency	♂ European: 1/133	57.41%	1/312
	♂ Saudi Arabian: 1/80	51.72%	1/166
Aromatase Deficiency	♂ General: Unknown	25.00%	Unknown
Arthrogryposis, Mental Retardation, & Seizures	♂ Ashkenazi Jewish: 1/205	>99%	<1/20,500
Asparagine Synthetase Deficiency	♂ Iranian Jewish: 1/80	>99%	<1/8,000
Aspartylglycosaminuria	♂ Finnish: 1/69	96.12%	1/1,780
Ataxia with Vitamin E Deficiency	♂ European: 1/274	80.00%	1/1,370
	♂ Italian: 1/224	97.73%	1/9,856
	♂ North African: 1/159	>99%	<1/15,900
Ataxia-Telangiectasia	♂ Costa Rican: 1/100	68.52%	1/318
	♂ North African Jewish: 1/81	96.97%	1/2,673
	♂ Norwegian: 1/197	50.00%	1/394
	♂ Sardinians: Unknown	85.71%	Unknown
	♂ US Amish: Unknown	>99%	Unknown
Autosomal Recessive Polycystic Kidney Disease	♂ Finnish: 1/45	84.21%	1/285
	♂ French: 1/71	62.50%	1/189
	♂ General: 1/71	37.11%	1/113
Bardet-Biedl Syndrome: BBS1 Related	♂ General: 1/376	70.27%	1/1,265
	♂ Northern European: 1/376	85.90%	1/2,666
	♂ Puerto Rican: Unknown	90.00%	Unknown
Bardet-Biedl Syndrome: BBS10 Related	♂ General: 1/404	47.79%	1/774
Bardet-Biedl Syndrome: BBS11 Related	♂ Bedouin: 1/59	>99%	<1/5,900
Bardet-Biedl Syndrome: BBS12 Related	♂ General: Unknown	50.00%	Unknown

Disease	Carrier Rate	Detection Rate	Residual Risk	Disease	Carrier Rate	Detection Rate	Residual Risk
Bardet-Biedl Syndrome: BBS2 Related	♂ Ashkenazi Jewish: Unknown	>99%	Unknown	Moroccan Jewish: 1/234	>99%	<1/23,400	
	♂ General: 1/638	38.46%	1/1,037		♂ Japanese: 1/70	>99%	<1/7,000
	♂ Middle Eastern: Unknown	>99%	Unknown		♂ European: 1/120	18.18%	1/147
Bare Lymphocyte Syndrome: Type II	♂ General: Unknown	66.67%	Unknown	♂ General: 1/120	52.27%	1/251	
Barter Syndrome: Type 4A	♂ General: 1/457	81.82%	1/2,514	♂ Japanese: Unknown	64.71%	Unknown	
Beta Thalassemia	♂ African American: 1/75	84.21%	1/475	♂ Mediterranean: 1/120	50.00%	1/240	
	♂ Indian: 1/24	74.12%	1/93	♂ African American: 1/78	73.13%	1/290	
	♂ Sardinians: 1/23	97.14%	1/804	♂ Ashkenazi Jewish: 1/127	>99%	<1/12,700	
	♂ Spaniard: 1/51	93.10%	1/739	♂ Dutch: 1/91	75.47%	1/371	
Beta-Hexosaminidase Pseudodeficiency	♂ Ashkenazi Jewish: Unknown	>99%	Unknown	♂ European: 1/112	88.33%	1/960	
	♂ General: Unknown	>99%	Unknown	♂ General: 1/125	80.00%	1/625	
Beta-Ketothiolase Deficiency	♂ Japanese: Unknown	58.33%	Unknown	♂ Irish: 1/76	91.30%	1/874	
	♂ Spaniard: Unknown	90.00%	Unknown	♂ Irish Travellers: 1/14	>99%	<1/1,400	
Biotinidase Deficiency	♂ General: 1/123	78.32%	1/567	Cockayne Syndrome: Type A	♂ Christian Arab: Unknown	50.00%	Unknown
Bloom Syndrome	♂ Ashkenazi Jewish: 1/134	96.67%	1/4,020	Cockayne Syndrome: Type B	♂ General: 1/378	19.30%	1/468
	♂ European: Unknown	66.22%	Unknown	Cohen Syndrome	♂ European: Unknown	19.05%	Unknown
	♂ Japanese: Unknown	50.00%	Unknown	♂ Finnish: 1/140	67.24%	1/427	
Canavan Disease	♂ Ashkenazi Jewish: 1/55	98.86%	1/4,840	♂ US Amish: 1/12	>99%	<1/1,200	
	♂ European: Unknown	53.23%	Unknown	Combined Pituitary Hormone Deficiency: PROP1 Related	♂ European: 1/45	93.29%	1/671
Carnitine Palmitoyltransferase IA Deficiency	♂ General: Unknown	38.89%	Unknown	♂ General: 1/45	82.35%	1/255	
	♂ Hutterite: 1/16	>99%	<1/1,600	Congenital Disorder of Glycosylation: Type 1A: PMM2 Related	♂ Danish: 1/71	90.00%	1/710
	♂ Japanese: 1/101	66.67%	1/303	♂ Dutch: 1/68	39.29%	1/112	
Carnitine Palmitoyltransferase II Deficiency	♂ Ashkenazi Jewish: Unknown	>99%	Unknown	♂ European: 1/71	55.33%	1/159	
	♂ General: Unknown	71.43%	Unknown	Congenital Disorder of Glycosylation: Type 1B: MPI Related	♂ French: Unknown	54.17%	Unknown
Carnitine-Acylcarnitine Translocase Deficiency	♂ Asian: Unknown	95.45%	Unknown	Congenital Disorder of Glycosylation: Type 1C: ALG6 Related	♂ French: Unknown	59.09%	Unknown
	♂ General: Unknown	18.75%	Unknown	♂ General: Unknown	86.21%	Unknown	
Carpenter Syndrome	♂ Brazilian: Unknown	40.00%	Unknown	Congenital Ichthyosis: ABCA12 Related	♂ North African: Unknown	>99%	Unknown
	♂ Northern European: Unknown	85.00%	Unknown	♂ South Asian: Unknown	66.67%	Unknown	
Cartilage-Hair Hypoplasia	♂ Finnish: 1/76	93.33%	1/1,140	Congenital Insensitivity to Pain with Anhidrosis	♂ Japanese: Unknown	56.52%	Unknown
	♂ US Amish: 1/19	>99%	<1/1,900	♂ Moroccan Jewish: Unknown	>99%	Unknown	
Cerebrotendinous Xanthomatosis	♂ Dutch: Unknown	78.57%	Unknown	Congenital Lipoid Adrenal Hyperplasia	♂ Japanese: 1/201	51.11%	1/411
	♂ Italian: Unknown	45.95%	Unknown	♂ Korean: 1/251	63.64%	1/690	
	♂ Japanese: Unknown	92.86%	Unknown	Congenital Myasthenic Syndrome: CHRNE Related	♂ European Gypsy: 1/26	>99%	<1/2,600
	♂ Moroccan Jewish: 1/6	87.50%	1/48	♂ North African: Unknown	60.87%	Unknown	
Chediak-Higashi Syndrome	♂ General: Unknown	19.64%	Unknown	Congenital Myasthenic Syndrome: DOK7 Related	♂ European: 1/472	19.05%	1/583
Cholesteryl Ester Storage Disease	♂ General: 1/101	68.97%	1/325	♂ General: 1/472	18.75%	1/581	
Choreoacanthocytosis	♂ Ashkenazi Jewish: Unknown	66.67%	Unknown	Congenital Myasthenic Syndrome: RAPSN Related	♂ General: 1/437	88.57%	1/3,824
Chronic Granulomatous Disease: CYBA Related	♂ Iranian: Unknown	71.43%	Unknown	♂ Non-Ashkenazi Jewish: Unknown	>99%	Unknown	
	♂ Japanese: 1/274	>99%	<1/27,400				
	♂ Korean: 1/105	>99%	<1/10,500				

Disease	Carrier Rate	Detection Rate	Residual Risk	Disease	Carrier Rate	Detection Rate	Residual Risk	
Congenital Neutropenia: Recessive	♂ English: Unknown	11.76%	Unknown	Familial Dysautonomia	♂ Saudi Arabian: 1/38	>99%	<1/3,800	
	♂ Japanese: Unknown	22.22%	Unknown		♂ Ashkenazi Jewish: 1/31	>99%	<1/3,100	
	♂ Turkish: Unknown	89.47%	Unknown		Familial Hyperinsulinism: Type 1: ABCC8 Related	♂ Ashkenazi Jewish: 1/52	98.75%	1/4,160
Corneal Dystrophy and Perceptive Deafness	♂ General: Unknown	71.43%	Unknown	♂ Finnish: 1/101		45.16%	1/184	
	Corticosterone Methylxidase Deficiency	♂ Iranian Jewish: 1/32	>99%	<1/3,200	Familial Hyperinsulinism: Type 2: KCNJ11 Related	♂ Arab: Unknown	40.00%	Unknown
Crigler-Najjar Syndrome		♂ Sardinians: Unknown	80.00%	Unknown		Familial Mediterranean Fever	♂ Arab: 1/4	51.27%
	♂ Tunisian: Unknown	>99%	Unknown	♂ Armenian: 1/5	94.51%		1/91	
Cystic Fibrosis	♂ African American: 1/62	69.99%	1/207	♂ Ashkenazi Jewish: 1/81	40.95%	1/137		
	♂ Ashkenazi Jewish: 1/23	96.81%	1/721	♂ Iraqi Jewish: 1/4	76.92%	1/17		
	♂ Asian: 1/94	65.42%	1/272	♂ Israeli Jewish: 1/5	62.67%	1/13		
	♂ European: 1/25	94.96%	1/496	♂ Lebanese: 1/6	91.67%	1/72		
	♂ Hispanic American: 1/48	77.32%	1/212	♂ North African Jewish: 1/5	95.69%	1/116		
	♂ Native American: 1/53	84.34%	1/338	♂ Syrian: 1/6	85.14%	1/40		
	Cystinosis	♂ Dutch: 1/194	73.08%	1/721	♂ Turkish: 1/5	74.43%	1/20	
Cystinuria: Non-Type I		♂ French Canadian: 1/40	75.00%	1/160	Fanconi Anemia: Type A	♂ Moroccan Jewish: 1/100	>99%	<1/10,000
		♂ General: 1/194	54.51%	1/426		♂ Spanish Gypsy: 1/67	>99%	<1/6,700
Cystinuria: Type I	♂ European: 1/42	61.11%	1/108	Fanconi Anemia: Type C	♂ Ashkenazi Jewish: 1/101	>99%	<1/10,100	
	♂ General: 1/42	37.50%	1/67		♂ General: Unknown	30.00%	Unknown	
	♂ Libyan Jewish: 1/26	93.48%	1/399	Fanconi Anemia: Type G	♂ Black South African: 1/101	81.82%	1/556	
♂ United States: 1/42	56.25%	1/96	♂ French Canadian: Unknown		87.50%	Unknown		
Cystinuria: Type I	♂ European: 1/42	46.67%	1/79	♂ Japanese: Unknown	75.00%	Unknown		
	♂ Swedish: 1/159	55.88%	1/360	♂ Korean: Unknown	66.67%	Unknown		
D-Bifunctional Protein Deficiency	♂ General: 1/159	38.64%	1/259	Fanconi Anemia: Type J	♂ General: Unknown	86.36%	Unknown	
Diabetes: Recessive Permanent Neonatal	♂ General: Unknown	25.00%	Unknown	Fumarase Deficiency	♂ General: Unknown	30.00%	Unknown	
Du Pan Syndrome	♂ Pakistani: Unknown	>99%	Unknown	GM1-Gangliosidosis	♂ Eurodescent Brazilian: 1/66	62.15%	1/174	
Dyskeratosis Congenita: RTEL1 Related	♂ Ashkenazi Jewish: 1/203	>99%	<1/20,300		♂ European: 1/194	50.00%	1/388	
Dystrophic Epidermolysis Bullosa: Recessive	♂ Italian: Unknown	45.00%	Unknown	♂ General: 1/194	20.00%	1/243		
		♂ Mexican American: 1/345	56.25%	1/789	♂ Hispanic American: 1/194	58.33%	1/466	
Ehlers-Danlos Syndrome: Type VIIC	♂ Ashkenazi Jewish: Unknown	>99%	Unknown	♂ Japanese: Unknown	62.82%	Unknown		
Ellis-van Creveld Syndrome: EVC Related	♂ General: 1/123	32.14%	1/181	GRACILE Syndrome	♂ Finnish: 1/109	97.22%	1/3,924	
Ellis-van Creveld Syndrome: EVC2 Related	♂ General: Unknown	<10%	Unknown	Galactokinase Deficiency	♂ Japanese: 1/501	50.00%	1/1,002	
Enhanced S-Cone	♂ Ashkenazi Jewish: Unknown	90.48%	Unknown	Gaucher Disease	♂ Roma: 1/51	>99%	<1/5,100	
	♂ General: Unknown	52.50%	Unknown		♂ Ashkenazi Jewish: 1/15	87.16%	1/117	
Ethylmalonic Aciduria	♂ Arab/Mediterranean: Unknown	29.17%	Unknown	♂ General: 1/112	31.60%	1/164		
	♂ General: Unknown	38.24%	Unknown	♂ Spaniard: Unknown	44.29%	Unknown		
Familial Chloride Diarrhea	♂ Finnish: 1/51	>99%	<1/5,100	♂ Turkish: 1/236	59.38%	1/581		
	♂ Kuwaiti: 1/38	90.00%	1/380	Gitelman Syndrome	♂ European: 1/100	35.00%	1/154	
	♂ Polish: 1/224	45.24%	1/409		♂ European Gypsy: Unknown	>99%	Unknown	
				♂ General: 1/101	30.00%	1/144		
				♂ Taiwanese: Unknown	64.29%	Unknown		

Disease	Carrier Rate	Detection Rate	Residual Risk	Disease	Carrier Rate	Detection Rate	Residual Risk
Globoid Cell Leukodystrophy	♂ Dutch: 1/137	60.98%	1/351	Hemochromatosis: Type 2A: HFE2 Related	♂ European: Unknown	69.23%	Unknown
	♂ European: 1/150	26.47%	1/204		♂ Mediterranean: Unknown	72.73%	Unknown
	♂ Japanese: 1/150	36.00%	1/234		Hemochromatosis: Type 3: TFR2 Related	♂ Italian: Unknown	73.21%
Glutaric Acidemia: Type I	♂ European: 1/164	57.78%	1/388	Hemoglobinopathy: Hb C	♂ African American: 1/51	>99%	<1/5,100
	♂ General: 1/164	25.51%	1/220	Hemoglobinopathy: Hb D	♂ Canadian: 1/64	>99%	<1/6,400
	♂ US Amish: 1/12	>99%	<1/1,200	♂ Indian: 1/16	>99%	<1/1,600	
Glutaric Acidemia: Type IIA	♂ General: Unknown	71.43%	Unknown	♂ Iranian: 1/11	>99%	<1/1,100	
Glutaric Acidemia: Type IIB	♂ General: Unknown	33.33%	Unknown	Hemoglobinopathy: Hb E	♂ Cambodia: 1/4	>99%	<1/400
Glutaric Acidemia: Type IIC	♂ Taiwanese: Unknown	>99%	Unknown	♂ Chinese: 1/13	>99%	<1/1,300	
Glycine Encephalopathy: AMT Related	♂ General: Unknown	40.91%	Unknown	♂ Indian: 1/10	>99%	<1/1,000	
	♂ Turkish: Unknown	80.00%	Unknown	♂ Thai: 1/9	>99%	<1/900	
Glycine Encephalopathy: GLDC Related	♂ Finnish: 1/118	78.00%	1/536	Hemoglobinopathy: Hb O	♂ African American: 1/87	>99%	<1/8,700
Glycogen Storage Disease: Type IA	♂ General: 1/280	12.50%	1/320	♂ Middle Eastern: Unknown	>99%	Unknown	
	♂ Ashkenazi Jewish: 1/71	>99%	<1/7,100	Hereditary Fructose Intolerance	♂ European: 1/81	72.73%	1/297
	♂ Chinese: 1/159	80.00%	1/795	♂ Italian: 1/81	90.91%	1/891	
	♂ European: 1/177	76.88%	1/765	♂ Slavic: 1/81	>99%	<1/8,100	
	♂ Hispanic American: 1/177	27.78%	1/245	Hereditary Spastic Paraplegia: TECPR2 Related	♂ Bukharan Jewish: 1/75	>99%	<1/7,500
Glycogen Storage Disease: Type IB	♂ Japanese: 1/177	89.22%	1/1,641	Herlitz Junctional Epidermolysis Bullosa: LAMA3 Related	♂ Pakistani: Unknown	>99%	Unknown
	♂ Australian: 1/354	50.00%	1/708	Herlitz Junctional Epidermolysis Bullosa: LAMB3 Related	♂ European: Unknown	70.00%	Unknown
Glycogen Storage Disease: Type II	♂ European: 1/354	45.74%	1/652	♂ General: 1/781	52.27%	1/1,636	
	♂ Japanese: 1/354	39.13%	1/582	Herlitz Junctional Epidermolysis Bullosa: LAMC2 Related	♂ Italian: Unknown	28.57%	Unknown
	♂ African American: 1/60	45.83%	1/111	Hermansky-Pudlak Syndrome: Type 1	♂ Puerto Rican: 1/22	94.95%	1/436
	♂ Chinese: 1/112	72.00%	1/400	Hermansky-Pudlak Syndrome: Type 3	♂ Ashkenazi Jewish: 1/235	>99%	<1/23,500
	♂ European: 1/97	51.76%	1/201	♂ European: 1/434	12.50%	1/496	
Glycogen Storage Disease: Type III	♂ North African: Unknown	60.00%	Unknown	Hermansky-Pudlak Syndrome: Type 4	♂ European: Unknown	54.17%	Unknown
	♂ Faroese: 1/30	>99%	<1/3,000	Holocarboxylase Synthetase Deficiency	♂ European: 1/148	83.33%	1/888
	♂ General: 1/159	39.81%	1/264	♂ Japanese: 1/159	76.92%	1/689	
Glycogen Storage Disease: Type IV	♂ North African Jewish: 1/35	>99%	<1/3,500	Homocystinuria Caused by CBS Deficiency	♂ European: 1/224	64.29%	1/627
	♂ Ashkenazi Jewish: 1/35	>99%	<1/3,500	♂ Irish: 1/128	70.59%	1/435	
Glycogen Storage Disease: Type V	♂ General: 1/461	18.60%	1/566	♂ Italian: 1/224	35.71%	1/348	
	♂ Caucasus Jewish: Unknown	>99%	Unknown	♂ Norwegian: 1/41	84.38%	1/262	
	♂ European: 1/159	60.71%	1/405	♂ Qatari: 1/22	>99%	<1/2,200	
	♂ General: Unknown	74.10%	Unknown	♂ Saudi Arabian: Unknown	92.31%	Unknown	
	♂ Spaniard: 1/159	67.11%	1/483	Hurler Syndrome	♂ Czech: 1/190	52.50%	1/400
Glycogen Storage Disease: Type VII	♂ Yemenite Jewish: Unknown	75.00%	Unknown	♂ European: 1/194	81.71%	1/1,061	
	♂ Ashkenazi Jewish: 1/250	>99%	<1/25,000	♂ General: 1/194	62.50%	1/517	
Guanidinoacetate Methyltransferase Deficiency	♂ General: Unknown	29.41%	Unknown	♂ Italian: 1/194	61.11%	1/499	
HMG-CoA Lyase Deficiency	♂ General: 1/159	40.00%	1/265	♂ Japanese: 1/194	23.68%	1/254	
	♂ Japanese: Unknown	30.00%	Unknown	♂ Moroccan Jewish: 1/194	92.31%	1/2,522	
	♂ Portuguese: Unknown	86.36%	Unknown	♂ Scandinavian: 1/194	79.41%	1/942	
	♂ Saudi Arabian: Unknown	93.33%	Unknown				

Disease	Carrier Rate	Detection Rate	Residual Risk	Disease	Carrier Rate	Detection Rate	Residual Risk	
Hypophosphatasia	♂ Spaniard: 1/194	52.50%	1/408	Limb-Girdle Muscular Dystrophy: Type 2E	♂ Brazilian: Unknown	57.14%	Unknown	
	♂ Canadian Amish: 1/26	>99%	<1/2,600		♂ European: 1/539	25.00%	1/719	
	♂ European: 1/159	19.23%	1/197		♂ General: Unknown	12.50%	Unknown	
Inclusion Body Myopathy: Type 2	♂ Japanese: Unknown	54.55%	Unknown	♂ US Amish: Unknown	>99%	Unknown		
	♂ General: Unknown	85.83%	Unknown	Limb-Girdle Muscular Dystrophy: Type 2F	♂ Brazilian: Unknown	>99%	Unknown	
	♂ Iranian Jewish: 1/16	>99%	<1/1,600		♂ General: Unknown	83.33%	Unknown	
	♂ Japanese: Unknown	71.88%	Unknown	Limb-Girdle Muscular Dystrophy: Type 2I	♂ Brazilian: Unknown	34.62%	Unknown	
♂ Korean: Unknown	72.50%	Unknown	♂ Danish: 1/100		85.53%	1/691		
♂ Caucasus Jewish: 1/20	>99%	<1/2,000	♂ General: Unknown		43.18%	Unknown		
Isolated Microphthalmia: VSX2 Related	♂ Middle Eastern: Unknown	71.43%	Unknown	♂ German: 1/300	82.50%	1/1,714		
Isovaleric Acidemia	♂ General: 1/251	47.37%	1/477	Lipoprotein Lipase Deficiency	♂ French Canadian: 1/44	28.95%	1/62	
Joubert Syndrome	♂ Ashkenazi Jewish: 1/92	>99%	<1/9,200		♂ General: Unknown	20.00%	Unknown	
Lamellar Ichthyosis: Type 1	♂ Norwegian: 1/151	81.40%	1/812	Long-Chain 3-Hydroxyacyl-CoA Dehydrogenase Deficiency	♂ European: 1/126	88.98%	1/1,144	
Laryngoonychocutaneous Syndrome	♂ Pakistani: Unknown	>99%	Unknown		♂ General: 1/126	56.25%	1/288	
Leber Congenital Amaurosis: CEP290 Related	♂ European: 1/251	47.32%	1/476	Lysinuric Protein Intolerance	♂ Finnish: 1/123	>99%	<1/12,300	
Leber Congenital Amaurosis: GUCY2D Related	♂ Finnish: Unknown	>99%	Unknown		♂ Italian: 1/120	45.45%	1/220	
Leber Congenital Amaurosis: LCA5 Related	♂ Pakistani: Unknown	83.33%	Unknown		♂ Japanese: 1/115	37.93%	1/185	
Leber Congenital Amaurosis: RDH12 Related	♂ General: 1/560	38.37%	1/909	♂ North African: Unknown	>99%	Unknown		
Leigh Syndrome: French-Canadian	♂ French Canadian: 1/23	95.45%	1/506	MTHFR Deficiency: Severe	♂ Bukharan Jewish: 1/39	>99%	<1/3,900	
Leukoencephalopathy with Vanishing White Matter: EIF2B5 Related	♂ Cree: Unknown	>99%	Unknown	Malonyl-CoA Decarboxylase Deficiency	♂ General: Unknown	33.33%	Unknown	
Leydig Cell Hypoplasia (Luteinizing Hormone Resistance)	♂ European: Unknown	65.22%	Unknown	Maple Syrup Urine Disease: Type 1A	♂ US Amish: 1/10	97.73%	1/440	
	♂ Brazilian: Unknown	>99%	Unknown	Maple Syrup Urine Disease: Type 1B	♂ Ashkenazi Jewish: 1/97	>99%	<1/9,700	
	Limb-Girdle Muscular Dystrophy: Type 2A	♂ Basque: 1/61	61.46%	1/158	Maple Syrup Urine Disease: Type 2	♂ General: 1/481	42.31%	1/834
		♂ Croatian: 1/133	76.00%	1/554	♂ Norwegian: 1/481	50.00%	1/962	
		♂ European: 1/103	17.23%	1/124	♂ Turkish: 1/112	58.33%	1/269	
♂ General: 1/103	26.47%	1/140	Maple Syrup Urine Disease: Type 3	♂ Ashkenazi Jewish: 1/94	>99%	<1/9,400		
♂ Italian: 1/162	35.71%	1/252		♂ General: Unknown	68.75%	Unknown		
♂ Russian: 1/103	53.33%	1/221	Maroteaux-Lamy Syndrome	♂ Argentinian: 1/274	75.00%	1/1,096		
♂ US Amish: Unknown	>99%	Unknown		♂ General: 1/388	61.54%	1/1,009		
Limb-Girdle Muscular Dystrophy: Type 2B	♂ Caucasus Jewish: 1/25	>99%	<1/2,500	♂ Spaniard: 1/274	29.17%	1/387		
	♂ Libyan Jewish: 1/19	>99%	<1/1,900	Meckel Syndrome: Type 1	♂ European: 1/212	72.22%	1/763	
Limb-Girdle Muscular Dystrophy: Type 2C	♂ European Gypsy: 1/50	>99%	<1/5,000		♂ Finnish: 1/48	>99%	<1/4,800	
	♂ General: Unknown	60.00%	Unknown	Medium-Chain Acyl-CoA Dehydrogenase Deficiency	♂ European: 1/50	90.91%	1/550	
	♂ Tunisian: Unknown	>99%	Unknown		♂ Saudi Arabian: 1/68	95.00%	1/1,360	
Limb-Girdle Muscular Dystrophy: Type 2D	♂ Brazilian: Unknown	64.29%	Unknown	Megalencephalic Leukoencephalopathy	♂ United Kingdom: 1/51	90.00%	1/510	
	♂ European: 1/288	22.22%	1/370		♂ Japanese: Unknown	50.00%	Unknown	
	♂ Finnish: 1/150	95.45%	1/3,300	♂ Libyan Jewish: 1/40	>99%	<1/4,000		
	♂ General: Unknown	26.09%	Unknown	♂ Turkish: Unknown	20.00%	Unknown		
				Metachromatic Leukodystrophy	♂ European: 1/150	43.88%	1/267	
					♂ Habbanite Jewish: 1/5	50.00%	1/10	

Disease	Carrier Rate	Detection Rate	Residual Risk	Disease	Carrier Rate	Detection Rate	Residual Risk
Methylmalonic Acidemia: MMAA Related	♂ General: 1/274	63.51%	1/751	Neuronal Ceroid-Lipofuscinosis: CLN5 Related	♂ Finnish: 1/101	>99%	<1/10,100
Methylmalonic Acidemia: MMAB Related	♂ General: 1/396	71.25%	1/1,377	Neuronal Ceroid-Lipofuscinosis: CLN6 Related	♂ European: 1/159	36.36%	1/250
Methylmalonic Acidemia: MUT Related	♂ General: 1/177	43.62%	1/314		♂ General: 1/159	59.52%	1/393
Methylmalonic Aciduria and Homocystinuria: Type cblC	♂ Chinese: Unknown	61.39%	Unknown		♂ Portuguese: 1/128	81.00%	1/674
	♂ General: 1/159	65.74%	1/464	Neuronal Ceroid-Lipofuscinosis: CLN8 Related	♂ Finnish: 1/135	>99%	<1/13,500
	♂ Italian: Unknown	75.00%	Unknown		♂ Italian: 1/212	33.33%	1/318
	♂ Portuguese: Unknown	91.18%	Unknown		♂ Turkish: Unknown	77.78%	Unknown
Mitochondrial Complex I Deficiency: NDUFS6 Related	♂ Caucasus Jewish: 1/24	>99%	<1/2,400	Neuronal Ceroid-Lipofuscinosis: MFSD8 Related	♂ General: 1/159	56.25%	1/363
Mitochondrial DNA Depletion Syndrome: MNGIE Type	♂ Ashkenazi Jewish: Unknown	>99%	Unknown	Neuronal Ceroid-Lipofuscinosis: PPT1 Related	♂ Finnish: 1/58	97.62%	1/2,436
	♂ General: Unknown	47.37%	Unknown		♂ General: 1/159	72.50%	1/578
	♂ Iranian Jewish: Unknown	>99%	Unknown	Neuronal Ceroid-Lipofuscinosis: TPP1 Related	♂ Canadian: 1/159	67.50%	1/489
Mitochondrial Myopathy and Sideroblastic Anemia	♂ Iranian Jewish: Unknown	>99%	Unknown		♂ European: 1/159	75.00%	1/636
Mitochondrial Trifunctional Protein Deficiency: HADHB Related	♂ Japanese: Unknown	60.00%	Unknown		♂ General: 1/159	50.00%	1/318
Morquio Syndrome: Type A	♂ Colombian: 1/257	85.00%	1/1,713		♂ Newfoundlander: 1/43	85.29%	1/292
	♂ European: 1/257	20.97%	1/325	Niemann-Pick Disease: Type A	♂ Ashkenazi Jewish: 1/101	95.00%	1/2,020
	♂ Finnish: 1/257	50.00%	1/514	Niemann-Pick Disease: Type B	♂ Czech: 1/276	83.33%	1/1,656
	♂ Latin American: 1/257	36.11%	1/402		♂ General: Unknown	19.82%	Unknown
Morquio Syndrome: Type B	♂ European: Unknown	83.33%	Unknown		♂ North African: Unknown	86.67%	Unknown
Mucopolipidosis: Type II/III	♂ General: 1/158	24.60%	1/210		♂ Spaniard: Unknown	38.10%	Unknown
	♂ Japanese: 1/252	51.25%	1/517	Niemann-Pick Disease: Type C1	♂ Acadian: Unknown	>99%	Unknown
	♂ Korean: Unknown	30.00%	Unknown		♂ General: 1/194	15.60%	1/230
	♂ Portuguese: 1/176	50.00%	1/352		♂ Japanese: Unknown	18.18%	Unknown
Mucopolipidosis: Type IV	♂ Ashkenazi Jewish: 1/97	96.15%	1/2,522		♂ Portuguese: 1/194	25.00%	1/259
Multiple Pterygium Syndrome	♂ European: Unknown	41.67%	Unknown	Niemann-Pick Disease: Type C2	♂ General: 1/194	75.00%	1/776
	♂ Middle Eastern: Unknown	60.00%	Unknown	Nijmegen Breakage Syndrome	♂ Eastern European: 1/155	>99%	<1/15,500
	♂ Pakistani: Unknown	50.00%	Unknown	Nonsyndromic Hearing Loss and Deafness: GJB2 Related	♂ Ashkenazi Jewish: 1/20	95.83%	1/480
Multiple Sulfatase Deficiency	♂ Ashkenazi Jewish: 1/320	95.00%	1/6,400		♂ Chinese: 1/100	82.26%	1/564
	♂ General: 1/501	18.18%	1/612		♂ European: 1/53	82.47%	1/302
Muscle-Eye-Brain Disease	♂ European: Unknown	54.17%	Unknown		♂ Ghanaian: Unknown	90.91%	Unknown
	♂ Finnish: 1/112	97.37%	1/4,256		♂ Indian: Unknown	66.98%	Unknown
	♂ General: Unknown	23.53%	Unknown		♂ Israeli: 1/16	93.10%	1/232
	♂ United States: Unknown	25.00%	Unknown		♂ Japanese: 1/75	75.00%	1/300
Navajo Neurohepatopathy	♂ Navajo: 1/39	>99%	<1/3,900		♂ Roma: Unknown	>99%	Unknown
Nemaline Myopathy: NEB Related	♂ Ashkenazi Jewish: 1/108	>99%	<1/10,800		♂ United States: 1/34	45.22%	1/62
				Nonsyndromic Hearing Loss and Deafness: LOXHD1 Related	♂ Ashkenazi Jewish: 1/180	>99%	<1/18,000
Nephrotic Syndrome: Type 1	♂ Finnish: 1/45	76.84%	1/194	Nonsyndromic Hearing Loss and Deafness: MYO15A Related	♂ Balinese: 1/6	>99%	<1/600
	♂ US Amish: 1/12	50.00%	1/24		♂ Pakistani: 1/77	24.00%	1/101
Nephrotic Syndrome: Type 2	♂ Israeli-Arab: Unknown	55.56%	Unknown	Oculocutaneous Albinism: Type 1	♂ European: 1/101	26.32%	1/137
	♂ Pakistani: Unknown	20.00%	Unknown		♂ Hutterite: 1/7	>99%	<1/700
	♂ Polish: Unknown	16.18%	Unknown		♂ Moroccan Jewish: 1/30	71.88%	1/107
	♂ Saudi Arabian: Unknown	72.73%	Unknown				

Disease	Carrier Rate	Detection Rate	Residual Risk	Disease	Carrier Rate	Detection Rate	Residual Risk
	♂ Puerto Rican: Unknown	91.67%	Unknown		♂ Italian: Unknown	27.78%	Unknown
Oculocutaneous Albinism: Type 3	♂ Black South African: 1/47	94.74%	1/893		♂ Norwegian: 1/142	47.92%	1/273
Oculocutaneous Albinism: Type 4	♂ Japanese: 1/146	58.33%	1/350		♂ Sardinians: 1/61	81.82%	1/336
Omenn Syndrome: DCLRE1C Related	♂ Apache: 1/29	>99%	<1/2,900		♂ United Kingdom: Unknown	70.00%	Unknown
	♂ Navajo: 1/29	97.22%	1/1,044		♂ United States: Unknown	65.62%	Unknown
Omenn Syndrome: RAG2 Related	♂ Arab: Unknown	40.00%	Unknown	Pontocerebellar Hypoplasia: EXOSC3 Related	♂ General: Unknown	83.33%	Unknown
	♂ Non-Ashkenazi Jewish: Unknown	70.00%	Unknown	Pontocerebellar Hypoplasia: RARS2 Related	♂ Sephardic Jewish: Unknown	>99%	Unknown
Ornithine Translocase Deficiency	♂ French Canadian: 1/20	95.00%	1/400	Pontocerebellar Hypoplasia: SEPSECS Related	♂ Iraqi Jewish: 1/42	>99%	<1/4,200
	♂ Italian: Unknown	18.75%	Unknown	Pontocerebellar Hypoplasia: TSEN54 Related	♂ European: 1/250	95.65%	1/5,750
	♂ Japanese: Unknown	60.00%	Unknown	Pontocerebellar Hypoplasia: VPS53 Related	♂ Moroccan Jewish: 1/37	>99%	<1/3,700
Osteopetrosis: TCIRG1 Related	♂ Ashkenazi Jewish: 1/350	>99%	<1/35,000	Pontocerebellar Hypoplasia: VRK1 Related	♂ Ashkenazi Jewish: 1/225	>99%	<1/22,500
	♂ Costa Rican: Unknown	>99%	Unknown	Primary Carnitine Deficiency	♂ European: 1/101	58.33%	1/242
	♂ General: 1/251	25.00%	1/335		♂ Faroese: 1/9	53.95%	1/20
POLG Related Disorders: Autosomal Recessive	♂ Belgian: Unknown	85.00%	Unknown		♂ General: Unknown	20.22%	Unknown
	♂ Finnish: 1/140	>99%	<1/14,000	Primary Ciliary Dyskinesia: DNAI1 Related	♂ European: 1/211	52.38%	1/443
	♂ General: Unknown	93.10%	Unknown	Primary Ciliary Dyskinesia: DNAI2 Related	♂ Ashkenazi Jewish: 1/200	>99%	<1/20,000
	♂ Norwegian: Unknown	>99%	Unknown	Primary Congenital Glaucoma	♂ Moroccan: Unknown	>99%	Unknown
Papillon-Lefevre Syndrome	♂ General: Unknown	35.29%	Unknown		♂ Saudi Arabian: 1/23	91.67%	1/276
	♂ Indian Jewish: Unknown	>99%	Unknown		♂ Turkish: 1/51	70.59%	1/173
	♂ Turkish: Unknown	50.00%	Unknown	Primary Hyperoxaluria: Type 1	♂ Dutch: 1/174	62.12%	1/459
Pendred Syndrome	♂ European: 1/58	42.11%	1/100		♂ General: 1/189	52.68%	1/399
	♂ Japanese: Unknown	45.83%	Unknown	Primary Hyperoxaluria: Type 2	♂ General: Unknown	70.31%	Unknown
	♂ Pakistani: Unknown	29.82%	Unknown	Primary Hyperoxaluria: Type 3	♂ Ashkenazi Jewish: Unknown	>99%	Unknown
Persistent Mullerian Duct Syndrome: Type I	♂ General: Unknown	28.12%	Unknown		♂ European: Unknown	25.00%	Unknown
Persistent Mullerian Duct Syndrome: Type II	♂ General: Unknown	78.12%	Unknown	Progressive Familial Intrahepatic Cholestasis: Type 2	♂ European: Unknown	33.33%	Unknown
Phenylalanine Hydroxylase Deficiency	♂ Arab: Unknown	46.08%	Unknown	Propionic Acidemia: PCCA Related	♂ Japanese: 1/102	86.67%	1/765
	♂ Ashkenazi Jewish: 1/224	44.44%	1/403	Propionic Acidemia: PCCB Related	♂ General: 1/182	42.86%	1/319
	♂ Brazilian: 1/71	56.41%	1/163		♂ Greenlandic Inuit: 1/16	58.33%	1/38
	♂ Chinese: 1/51	76.57%	1/218		♂ Japanese: 1/102	78.00%	1/464
	♂ Cuban: 1/71	69.64%	1/234		♂ Korean: Unknown	56.25%	Unknown
	♂ European: 1/51	73.00%	1/189		♂ Latin American: 1/182	75.00%	1/728
	♂ French Canadian: 1/80	76.27%	1/337		♂ Spaniard: 1/182	52.38%	1/382
	♂ Iranian: 1/31	66.94%	1/94	Pseudocholinesterase Deficiency	♂ General: 1/33	65.00%	1/94
	♂ Korean: 1/51	57.58%	1/120		♂ Iranian Jewish: 1/9	>99%	<1/900
	♂ Non-Ashkenazi Jewish: Unknown	63.64%	Unknown	Pycnodysostosis	♂ Danish: Unknown	87.50%	Unknown
	♂ Slovakian Gypsy: 1/39	>99%	<1/3,900	Pyruvate Carboxylase Deficiency	♂ General: 1/251	62.50%	1/669
	♂ Spanish Gypsy: 1/4	93.75%	1/64		♂ Native American: 1/10	>99%	<1/1,000
	♂ Taiwanese: Unknown	83.10%	Unknown	Pyruvate Dehydrogenase Deficiency	♂ General: Unknown	50.00%	Unknown
	♂ US Amish: 1/16	86.84%	1/122				
Polyglandular Autoimmune Syndrome: Type I	♂ Finnish: 1/80	90.48%	1/840				
	♂ Iranian Jewish: 1/48	>99%	<1/4,800				

Disease	Carrier Rate	Detection Rate	Residual Risk
Renal Tubular Acidosis and Deafness	♂ Colombian (Antioquia): Unknown	92.86%	Unknown
Retinal Dystrophies: RLBP1 Related	♂ Newfoundlander: 1/106	>99%	<1/10,600
	♂ Swedish: 1/84	>99%	<1/8,400
Retinal Dystrophies: RPE65 Related	♂ Dutch: 1/32	>99%	<1/3,200
	♂ North African Jewish: Unknown	>99%	Unknown
Retinitis Pigmentosa: CERKL Related	♂ Yemenite Jewish: Unknown	>99%	Unknown
Retinitis Pigmentosa: DHDDS Related	♂ Ashkenazi Jewish: 1/91	>99%	<1/9,100
Retinitis Pigmentosa: FAM161A Related	♂ Ashkenazi Jewish: Unknown	>99%	Unknown
	♂ Non-Ashkenazi Jewish: 1/32	>99%	<1/3,200
Rhizomelic Chondrodysplasia Punctata: Type I	♂ General: 1/159	72.68%	1/582
Salla Disease	♂ European: Unknown	33.33%	Unknown
	♂ Scandinavian: 1/200	94.27%	1/3,491
Sandhoff Disease	♂ Argentinian: Unknown	95.45%	Unknown
	♂ Cypriot: 1/7	80.00%	1/35
	♂ Italian: Unknown	29.17%	Unknown
	♂ Spaniard: Unknown	64.29%	Unknown
Sanfilippo Syndrome: Type A	♂ Australasian: 1/119	44.12%	1/213
	♂ Dutch: 1/78	63.10%	1/211
	♂ European: 1/159	35.16%	1/245
	♂ United States: 1/159	32.14%	1/234
Sanfilippo Syndrome: Type B	♂ Australasian: 1/230	28.00%	1/319
	♂ Dutch: Unknown	42.31%	Unknown
	♂ European: Unknown	52.38%	Unknown
	♂ Japanese: 1/200	81.82%	1/1,100
Sanfilippo Syndrome: Type C	♂ Dutch: 1/346	75.00%	1/1,384
	♂ Greek: 1/415	25.00%	1/553
	♂ Moroccan: Unknown	80.00%	Unknown
	♂ Spaniard: Unknown	64.29%	Unknown
Sanfilippo Syndrome: Type D	♂ General: 1/501	83.33%	1/3,006
Short-Chain Acyl-CoA Dehydrogenase Deficiency	♂ Ashkenazi Jewish: 1/15	65.00%	1/43
Sickle-Cell Anemia	♂ African American: 1/10	>99%	<1/1,000
	♂ Hispanic American: 1/95	>99%	<1/9,500
Sjogren-Larsson Syndrome	♂ Dutch: Unknown	25.86%	Unknown
	♂ Swedish: 1/205	>99%	<1/20,500
Sly Syndrome	♂ General: 1/251	35.71%	1/390
Smith-Lemli-Opitz Syndrome	♂ Brazilian: 1/94	79.17%	1/451
	♂ European: 1/71	84.72%	1/465
	♂ Japanese: Unknown	71.43%	Unknown
	♂ United States: 1/70	95.00%	1/1,400
Stargardt Disease	♂ General: 1/51	17.51%	1/62
Stuve-Wiedemann Syndrome	♂ Emirati: 1/70	>99%	<1/7,000

Disease	Carrier Rate	Detection Rate	Residual Risk
	♂ General: Unknown	75.00%	Unknown
Sulfate Transporter-Related Osteochondrodysplasia	♂ Finnish: 1/51	95.83%	1/1,224
	♂ General: 1/100	70.00%	1/333
Tay-Sachs Disease	♂ Argentinian: 1/280	82.35%	1/1,587
	♂ Ashkenazi Jewish: 1/29	99.53%	1/6,177
	♂ Cajun: 1/30	>99%	<1/3,000
	♂ European: 1/280	25.35%	1/375
	♂ General: 1/280	32.09%	1/412
	♂ Indian: Unknown	85.71%	Unknown
	♂ Iraqi Jewish: 1/140	56.25%	1/320
	♂ Japanese: 1/127	82.81%	1/739
	♂ Moroccan Jewish: 1/110	22.22%	1/141
	♂ Portuguese: 1/280	92.31%	1/3,640
	♂ Spaniard: 1/280	67.65%	1/865
	♂ United Kingdom: 1/161	71.43%	1/564
Trichohepatoenteric Syndrome: Type 1	♂ European: 1/434	42.86%	1/760
	♂ South Asian: 1/434	66.67%	1/1,302
Tyrosine Hydroxylase Deficiency	♂ General: Unknown	36.11%	Unknown
Tyrosinemia: Type I	♂ Ashkenazi Jewish: 1/158	>99%	<1/15,800
	♂ European: 1/166	57.14%	1/387
	♂ Finnish: 1/123	97.22%	1/4,428
	♂ French Canadian: 1/64	96.30%	1/1,728
	♂ Pakistani: Unknown	92.86%	Unknown
Tyrosinemia: Type II	♂ General: 1/251	40.00%	1/418
Usher Syndrome: Type 1B	♂ European: 1/166	39.29%	1/273
	♂ General: 1/143	12.89%	1/164
	♂ North African: Unknown	66.67%	Unknown
	♂ Spaniard: 1/152	12.16%	1/173
Usher Syndrome: Type 1C	♂ Acadian: 1/82	98.86%	1/7,216
	♂ French Canadian: 1/227	83.33%	1/1,362
Usher Syndrome: Type 1D	♂ General: 1/296	23.17%	1/385
Usher Syndrome: Type 1F	♂ Ashkenazi Jewish: 1/126	93.75%	1/2,016
Usher Syndrome: Type 2A	♂ Chinese: Unknown	83.33%	Unknown
	♂ European: 1/136	40.00%	1/227
	♂ French Canadian: Unknown	66.67%	Unknown
	♂ General: 1/136	46.92%	1/256
	♂ Japanese: Unknown	55.56%	Unknown
	♂ Non-Ashkenazi Jewish: Unknown	61.11%	Unknown
	♂ Scandinavian: 1/125	39.22%	1/206
	♂ Spaniard: 1/133	39.02%	1/218
Usher Syndrome: Type 3	♂ Ashkenazi Jewish: 1/120	>99%	<1/12,000
	♂ Finnish: 1/134	>99%	<1/13,400

Disease	Carrier Rate	Detection Rate	Residual Risk
Very Long-Chain Acyl-CoA Dehydrogenase Deficiency	♂ General: 1/87	65.28%	1/251
Walker-Warburg Syndrome	♂ Ashkenazi Jewish: 1/150	>99%	<1/15,000
Werner Syndrome	♂ General: 1/224	31.25%	1/326
	♂ Japanese: 1/87	65.62%	1/253
Wilson Disease	♂ Ashkenazi Jewish: 1/100	>99%	<1/10,000
	♂ Canarian: 1/26	68.75%	1/83
	♂ Chinese: 1/51	55.97%	1/116
	♂ Cuban: Unknown	22.22%	Unknown
	♂ European: 1/93	41.64%	1/159
	♂ Greek: 1/90	44.94%	1/163
	♂ Korean: 1/88	51.53%	1/182
	♂ Spaniard: 1/93	38.18%	1/150
Wolcott-Rallison Syndrome	♂ Saudi Arabian: Unknown	66.67%	Unknown
Wolman Disease	♂ Iranian Jewish: 1/33	>99%	<1/3,300
Xeroderma Pigmentosum: Group A	♂ Japanese: 1/75	97.62%	1/3,150
	♂ North African: Unknown	87.50%	Unknown
	♂ Tunisian: 1/112	90.91%	1/1,232
Xeroderma Pigmentosum: Group C	♂ Moroccan: 1/71	76.19%	1/298
	♂ Tunisian: 1/51	>99%	<1/5,100
Zellweger Spectrum Disorders: PEX1 Related	♂ European: 1/139	70.27%	1/468
	♂ General: 1/139	67.84%	1/432
Zellweger Spectrum Disorders: PEX10 Related	♂ Japanese: Unknown	40.74%	Unknown
Zellweger Spectrum Disorders: PEX2 Related	♂ Ashkenazi Jewish: 1/123	>99%	<1/12,300
Zellweger Spectrum Disorders: PEX6 Related	♂ General: 1/288	30.00%	1/411